

Summer 1 2022

Topic: Tasty Tales

WEST KIRBY PRIMARY SCHOOL

Home Learning for Foundation 1



EYFS Dates:

- **Monday 25th April** – School opens
- **Monday 2nd May** – Bank holiday, school closed
- **Tuesday 17th May** – Class photos
- **Monday 23rd May - Friday 27th May** – Healthy Schools Week
- **Friday 27th May** – School closes for Whit break
- **Monday 6th June** – Platinum Jubilee bank holiday school closed
- **Tuesday 7th June** – Inset Day – school closed
- **Wednesday 8th June** – School opens

Reading

F1 need to bring their book bags into school every Monday

Please can we ask you to ensure that you complete your child's Reading Record each week. There is a comments section for you to provide us with brief feedback about what your child has particularly enjoyed.

F1 Library books will be changed once a week. They will be taken out of the book bags on Monday and new ones sent home on Wednesday.

Reading is the key skill that children need in order to be successful in their learning. We would like to work together with you, to help your child develop the skills needed to become a confident and successful reader.

We therefore ask that you share a story with your child at least 5 times a week. This could be a library book or any other favourite book from home.

Encourage your child to:

- Ask questions about books they read with you.
- Question new or unknown vocabulary.
- Explain their opinions or express their feelings about books they have listened to.
- Predict what might happen next based on what has been read so far.

Phonics

In **F1** we concentrate mainly on **Phase One** of the Letters and Sounds programme.

Phase One of Letters and Sounds concentrates on developing children's speaking and listening skills and lays the foundations for the phonic work which starts in Phase 2. The emphasis during Phase 1 is to get children attuned to the sounds around them and ready to begin developing oral blending and segmenting skills. Phase 1 is divided into seven aspects:

Aspect 1 – General sound discrimination – environmental

The aim of this aspect is to raise children's awareness of the sounds around them and to develop their listening skills. Activities suggested may include going on a listening walk, drumming on different items outside and comparing the sounds, playing a sounds lotto game and making shakers.

Aspect 2 – General sound discrimination – instrumental sounds

This aspect aims to develop children's awareness of sounds made by various instruments and noise makers. Activities include comparing and matching sound makers, playing instruments alongside a story and making loud and quiet sounds.

Aspect 3 – General sound discrimination – body percussion

The aim of this aspect is to develop children's awareness of sounds and rhythms. Activities include singing songs and action rhymes, listening to music and developing a sounds vocabulary.

Aspect 4 – Rhythm and rhyme

This aspect aims to develop children's appreciation and experiences of rhythm and rhyme in speech. Activities include rhyming stories, rhyming bingo, clapping out the syllables in words and odd one out.

Aspect 5 – Alliteration

The focus is on initial sounds of words, with activities including I-Spy type games and matching objects which begin with the same sound.

Aspect 6 – Voice sounds

The aim is to distinguish between different vocal sounds and to begin oral blending and segmenting. Activities may include Metal Mike, where children feed pictures of objects into a toy robot's mouth and the teacher sounds out the name of the object in a robot voice – /c/-/u/-/p/ cup, with the children joining in.

Aspect 7 – Oral blending and segmenting

In this aspect, the main aim is to develop oral blending and segmenting skills.

To practise oral blending, the teacher could say some sounds, such as /c/-/u/-/p/ and see whether the children can pick out a cup from a group of objects. For segmenting practise, the teacher could hold up an object such as a sock and ask the children which sounds they can hear in the word sock.

Suggested phonics websites and apps for Phase 1






- <https://www.phonicsplay.co.uk/resources/phase/1> - Phase 1 phonics games
- <https://letters-and-sounds.com/index.php/phase-1-games/> - Phase 1 phonic games
- http://www.familylearning.org.uk/pre-reading_skills.html - ideas for pre reading activities & games

Maths



There are lots of practical opportunities for practising maths in everyday activities. For example:

- Counting apples into a bag in the supermarket – how many more are needed, are there too many?
- Working out how many toys will fit in the box
- Sharing out segments of an orange
- Weighing ingredients to make a cake
- Pairing up socks which are the same size
- Counting goals in a game of football – who is winning? How many more goals have they scored?
- Going on a journey – over the bridge, through the tunnel, behind the station


We have put a range of maths activities related to the maths we are learning in school into a 'Pick & Mix' grid. We ask that you try to complete one of these activities each week.

Maths Pick & Mix Summer 1 2022 F1			
<p>Ask a grown up to blindfold you. Your grown up will perform a <u>number</u> of claps. Can you count how many claps they do? Take it in turns.</p>	<p>Using playdoh, can you make a shape? Try making a triangle or a square. What can you tell your grown up about that shape? How many sides does it have? How many corners?</p>	<p>Read/listen to the story The Very Hungry Caterpillar. Count how many the caterpillar eats each time. Can you show that amount on your fingers? What about showing it in a different way? https://www.youtube.com/watch?v=75NQQ-Sm1YY</p>	<p>Explore the Caterpillar Ordering/Sequencing game on Top Marks 1-10 https://www.topmarks.co.uk/ordering-and-sequencing/caterpillar-ordering</p>
<p>A one less action rhyme Sing the '5 Little Speckled Frogs' song and press on a frog as you <u>say</u> 'One jumped into the pool...'. Five Little Speckled Frogs, Sat on a speckled log, Eating some most delicious bugs. Yum, yum! One jumped into the pool, Where it was nice and cool. T <u>hen</u> there were four green speckled frogs. Grub, grub! Play the game.</p>	<p>Explore the symmetry game on Top Marks Symmetry Matching</p> 	<p>Using toy animals/teddies can you sort them into 3 groups - big, <u>medium</u> and small.</p> 	 <p>Draw a butterfly on a piece of paper and cut it out. Paint half of the butterfly and whilst the paint is still wet, fold it in half and transfer paint to the other side. What do you notice about the butterfly? Is it symmetrical?</p>
<p>Help out your <u>grown ups</u> by pairing the socks of clean washing!</p> 	 <p>Finger paint the correct amount for numbers 1-10</p>	<p>Learn the song 5 current buns Five Currant Buns In A Baker's Shop Can you use objects to represent what you are singing?</p>	<p>Using a washing basket, go around your house and collect 10 different items. Have a look at their size/colour/shape/texture. Practise sorting the objects in different ways.</p> 


Week 1: Monday 25th April – Sunday 1st May

Home Learning Phonics	Home Learning Maths	Home Learning Art
<p>Can you make up your own rhyming names for your toys? For example: Freddie Teddy, Mego Lego, Molly Dolly, Star Car.....</p>	<p>Choose an activity from the F1 Maths Pick & Mix grid above.</p> 	<p>Listen to the story of Handa's surprise.</p>  <p>Draw a picture of your favourite animal and fruit from the story.</p>


Week 2: Monday 2nd May – Sunday 8th May

Home Learning Phonics	Home Learning Maths	Home Learning Art
<p>Chanting alliteration words to music with actions.</p> <p>Put on some music with a good beat. Choose a letter and think of something that begins with that letter.</p> <p>For example, if your letter is s, you might say sun. You then chant the word sun' to the beat of the music perhaps 4 to 8 times. Then choose another word beginning with the same letter.</p>	<p>Choose an activity from the F1 Maths Pick & Mix grid above</p> 	<p>Using playdough make a sculpture of yourself. Think about your face – Where are your eyes/nose/mouth? How many arms do you have?</p> <p>Here is a great no cook playdough recipe to make your own.</p>



Week 3: Monday 9th May – Sunday 15th May

Home Learning Phonics	Home Learning Maths	Home Learning Art
<p>Play I spy. You could do this by looking for something beginning with a chosen letter.</p> <p>Alternatively, you could talk a word for your partner to guess e.g. p-o-t or b-o-x</p>	<p>Choose an activity from the F1 Maths Pick & Mix grid above.</p> 	<p>With your grown up, retell the story of Goldilocks and the Three bears. Paint a picture of your favourite part of the story.</p> <p>You could use paint or go outside and make pictures using water on bricks or stones.</p>

Week 4: Monday 16th May – 22th May

Home Learning Phonics	Home Learning Maths	Home Learning Art
<p>Add a rhyme. Begin with a sentence such as, 'On my way to the shop I saw a dog.'</p> <p>Ask your child to add something which rhymes with dog such as 'frog'. Repeat the sentence, adding this word. 'On my way to the shop I saw a frog and a dog.'</p> <p>Continue until you run out of rhymes! You could draw picture prompts to help your child remember the sequence.</p>	<p>Choose an activity from the F1 Maths Pick & Mix grid above.</p> 	<p>Take a look outside your window. Talk with your grown up about what can you see.</p> <p>. What colours can you see? What shapes can you see?</p> <p>Draw a picture of what you can see outside the window.</p>

Week 5: Monday 23rd May – 27th May

Home Learning Phonics	Home Learning Maths	Home Learning Art
<p>Loud and quiet: Adult to demonstrate saying your name loud and quiet. Talk about what scenarios we might need to be loud or quiet. E.g. restaurant, library, reading, swimming.</p>	<p>Choose an activity from the F1 Maths Pick & Mix grid above.</p> 	<p>Look at the picture Composition VIII by Wassily Kandinsky.</p>  <p>What do you notice about the picture? What shapes can you see? What do you think the painting might be showing?</p>