

Summer Term 2 Topic: Seaside

WEST KIRBY PRIMARY SCHOOL

Home Learning for Foundation 2

Summer 2 2021



EYFS Dates TBC:

Reading

F2 need to bring their book bags into school every Monday & Wednesday

Please can we ask you to ensure that you complete your child's Reading Record each week. There is a comments section for you to provide us with brief feedback about what your child has particularly enjoyed or benefitted from, and anything they have found tricky and need more help with.

F2 Reading books will be changed once a week. They will be taken out of the book bags to quarantine on Monday and new ones sent home on Wednesday.

School Library books will be changed every Monday afternoon.

Reading is the key skill that children need in order to be successful in their learning. We would like to work together with you, to help your child develop the skills needed to become a confident and successful reader.

We therefore ask that you share a story with your child at least 5 times a week. This could be their school library book or any other favourite book from home.

For parents of children in F2 we also ask that you spend about 10 minutes listening to your child read their reading book and talk together about the book at least 3 times each week.

Encourage your child to:

- Ask questions about books they read or have read to them.
- Question new or unknown vocabulary.
- Explain their opinions or express their feelings about books they have read or listened to.



Predict what might happen next based on what has been read so far.

Tricky Words to Learn

In addition to their reading books, F2 children will also have sight vocabulary words to learn. These can be found in the front of their reading record books. They should be practised for approximately 5 minutes at least 5 times a week in order to develop instant recognition. We will check these words at least every half term and add new words when needed.

Below are some suggested activities to practise gaining instant recognition of these non-decodable words:

Write out 2 sets of the words to be practiced on pieces of card, and use them to play the following games:

- Memory game - Spread the cards out face down and try to pick up 2 that match, saying the words as they are turned over.
- Hide & seek - Place the cards in different places around the room and ask your child to find them, bring them back and read you the words.
- Spread the cards face down on the floor and ask your child to jump on words as you call them out. Some children like the challenge of being timed.
- Beat the clock - Use the cards as flashcards and see how quickly your child can read them. Alternatively, you could see how many they can read in a minute. Next time they do it they try to improve their score.
- Pairs - Share out the cards between 2 people and place them facing upwards. Take turns to swap a card until each player has all their cards in pairs.
- Take turns to pick up a word card and think of sentences which have that word in them.
- Put the cards face down. Take turns to pick up a card without the other person seeing it, and write the word with your finger on your partner's back. Can they guess which one it is and write it down?



Phonic Keyrings

In addition to these activities, your child will bring home a key ring, with the graphemes that we have been learning attached. We will add new graphemes as they are introduced each week at school. We ask that you look at these regularly with your child, in order to build confidence and instant recognition.

Suggested phonics websites and apps

PHASE 2 & 3 - Suggested websites:

www.phonicsplay.co.uk

www.ictgames.com

www.topmarks.co.uk

www.bbc.co.uk/cbeebies/games/alphablocks-games

www.starfall.com

www.oxfordowl.co.uk

www.teachyourmonstertoread.com

<https://hungrylittleminds.campaign.gov.uk/>

Mr T's Phonics - https://www.youtube.com/channel/UC7sW4j8p7k9D_qRRMUsGqyw

PHASE 2 & 3 - Suggested I pad apps:

Free apps:

Pocket Phonics

Doodle Buddy

Simplex Spelling Phonics

Cambugs Letter Sounds

www.nessy.com/uk/apps/hairy-letters/

Paid for Apps:

ABC Pocket Phonics

Cambugs Phonics

Hairy Letters -

Squeebles spelling app

Phonics Glossary

blend (vb) — to draw individual sounds together to pronounce a word, e.g. s-n-a-p, blended together, reads snap

cluster — two (or three) letters making two (or three) sounds, e.g. the first three letters of 'straight' are a consonant cluster

digraph — two letters making one sound, e.g. sh, ch, th, ph.

vowel digraph — two letters which, together, make one vowel sound, e.g. ai, oo, ow

split digraph — two letters, split, making one sound, e.g. a-e as in make or i-e in site

grapheme — a letter or a group of letters representing one sound, e.g. sh, ch, igh, ough (as in 'though')

grapheme-phoneme correspondence (GPC) — the relationship between sounds and the letters which represent those sounds; also known as 'letter-sound correspondences'

mnemonic — a device for memorising and recalling something, such as a snake shaped like the letter 'S'

phoneme — the smallest single identifiable sound, e.g. the letters 'sh' represent just one sound, but 'sp' represents two (/s/ and /p/)

segment (vb) — to split up a word into its individual phonemes in order to spell it, e.g. the word 'cat' has three phonemes: /c/, /a/, /t/

VC, CVC, CCVC, CVCC — the abbreviations for vowel-consonant, consonant-vowel-consonant, consonant-consonant-vowel-consonant, which are used to describe the order of letters in words, e.g. am, ham, slam, last.

For a video guide to the articulation of pure sounds, follow the links below.

www.youtube.com/watch?v=mWLPffbMNXo

<http://www.ruthmiskin.com/en/resources/sound-pronunciation-guide/>

Letter Formation

In addition to the above activities it would be helpful to practise letter formation with your child. This does not always need to be done on paper but could be drawn in the air, on each other's backs, written in shaving foam or in trays of rice etc. They can also be formed by driving toy cars around the letter shape or writing the letter outside using water and an old squeeze bottle such as a washing up liquid bottle or just . Zip lock bags filled with cheap hair gel or something similar can also be used for letter formation.

We are using the Ruth Miskin letter rhymes to reinforce correct formation. These can be seen by following the link below.

<http://www.linakerschool.co.uk/read-write-inc-letter-formation-rhymes-1/>

See also www.doorwayonline.org.uk/letterformation & http://www.ictgames.com/sky_writing.html for demonstrations of correct letter formation.

Maths









There are lots of practical opportunities for practising maths in everyday activities. For example:





- Counting apples into a bag in the supermarket – how many more are needed, are there too many?
- Working out how many toys will fit in the box
- Sharing out segments of an orange
- Weighing ingredients to make a cake
- Pairing up socks which are the same size
- Counting goals in a game of football – who is winning? How many more goals have they scored?
- Going on a journey – over the bridge, through the tunnel, behind the Station

Your child also has access to the Numbots maths website and their password can be found in their Tapestry journal. Please ask one of the EYFS staff or email eyfs@westkirbyprimaryschool.co.uk if you can't find your child's login.

We have put a range of maths activities related to the maths we are learning in school into a 'Pick & Mix' grid. We ask that you try to complete one of these activities each week.

Maths Pick & Mix Summer 2 2021 F2			
<p>Go to the beach and collect a range of shells. Can you put them in order from smallest to biggest, then biggest to smallest?</p> 	<p>Find some building bricks or blocks in two different colours. Make a tower using one colour, while your partner makes a tower in the other colour. Are your towers the same? Which tower used fewer bricks? Which has more? How many more?</p> 	<p>Make a collection of small objects that are 3D shapes, such as a small ball, a toy building brick, a dice and a glue stick. Hide the objects in a bag and then put your hand in the bag and choose one of the objects. Describe the shape to an adult and see if they can guess the shape you are holding.</p>	<p>Practise counting on and back to solve addition and subtraction problems by playing the Helicopter Rescue game.</p> 
<p>Look for numbers when you visit different places. Talk about house numbers, car number plates, prices of goods in the supermarket, etc. Can you identify the numbers and say which number is one more or one less than the ones you see?</p> 	<p>Ask your grown up if you can help them sort a food cupboard out. You could put heavier items on the lower shelf and lighter items on an upper shelf. If you are sorting fruit you could add the different fruits together. Which fruit has more. How many more? Can you use the foods to make a repeating pattern? Potato, carrot, onion, potato, carrot, onion. Can you order the food by height?</p>	<p>Using non-standard units of measure e.g. Lego, cubes, pasta, can they measure how long each item is and record it? (5 pasta shells long, 3 Lego bricks tall).</p> 	<p>One more, one less For this game you need a dice, a coin and some building blocks or Lego bricks. Take turns to roll the dice. Build a tower with that number of blocks or bricks. Then toss the coin. Heads means take one brick off. Tails means add one on. If you can guess how many bricks there will be after this, you keep them! The first to collect 20 bricks or more wins!</p>
<p>There are 6 people on a bus. Then, 2 more people get on. How many people are on the bus altogether? Try drawing a picture to help you work out the answer. Can you make some of your own bus addition problems to solve?</p>	<p>Azmeer has 5 1p coins in his money box. His grandad gives him 4 more 1p coins. How many does Azmeer have altogether? Ask a grown-up to help you find some 1p coins to check your answer. Can you create some of your own addition number problems using pennies?</p>	<p>Can you draw a long snake shape and then create a repeating pattern that goes all the way from its head to its tail?</p> 	<p>To show how much you have learnt this year in maths, why not create a number book. Each page could be a different number from 1-20 and you could show different ways to represent each number.</p>

Week 1: Monday 7th June – Sunday 13th June

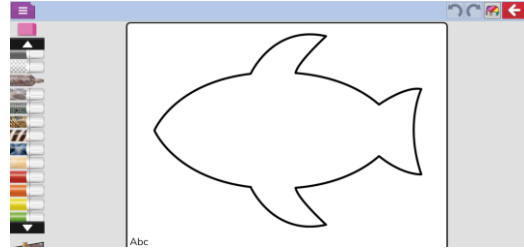
Home Learning Phonics	Home Learning Maths	Home Learning Computing
<p>Revise all Phase 3 digraphs and trigraphs</p> <ul style="list-style-type: none"> Play Dinosaur's Eggs. Choose whichever digraphs or trigraphs you need to practise. Write the digraphs and trigraphs to learn on sheets of paper, or chalk them outside. Call out a sound and ask your child to jump on the matching grapheme. You could then ask them to think of a word which contains this sound. Write the Phase 3 tricky words they, her, all, are, you, was on cards. Ask your child to pick up a word without showing it to you and write it on your back for you to guess and write down. Swap roles and repeat. 	<p>Choose an activity from the F2 Maths Pick & Mix grid above.</p> 	<p>2Dσ: Create your own rock pool</p> <p>This has been set as a 2Dσ. Use the different tools to your own rock pool</p> <p>https://www.purplemash.com/#app/pap/seaside/rock_pool</p>  

Week 2: Monday 14th June – Sunday 20th June



Home Learning Phonics	Home Learning Maths	Home Learning Computing
<p>2 syllable words</p> <ul style="list-style-type: none"> Write the following words on cards and place them face down: lap, top, sun, set, car, pot, flame, yard 	<p>Choose an activity from the F2 Maths Pick & Mix grid above.</p>	<p>2Dσ: Fish</p> <p>This has been set as a 2Dσ. Can you draw a fish? What makes them suited to living in the sea?</p> <p>https://www.purplemash.com/#app/pap/seaside/fish</p>

Take turns to turn over 2 cards and see if they make a real word when put together.

- Practise clapping words with more than 1 syllable such as carpet, windmill, crocodile



Week 3: Monday 21st June– Sunday 27th June

Home Learning Phonics	Home Learning Maths	Home Learning Computing
<p>Introduction of Phase 4. Reading and writing cvcc words.</p> <ul style="list-style-type: none"> • Play Dragon's Den focusing on cvc and cvcc words. • Write and illustrate a silly sentence containing cvcc words such as 'frog' and 'trip' eg The frog went on a trip to the zoo. • Practise writing the Phase 4 tricky words some, one, said, come, do, so. You could do this with water and brushes outside, on a whiteboard or in shaving foam on a tray. 	<p>Choose an activity from the F2 Maths Pick & Mix grid above.</p> 	<p>Mini Mash – Seaside This has been set as a 2Dσ. Complete the jigsaw and listen to the Seaside sounds</p> <p>https://www.purplemash.com/#app/mini_mash/mm_seasons_seaside_jigsaw</p> 



Week 4: Monday 28th June – Sunday 4th July

Home Learning Phonics	Home Learning Maths	Home Learning Computing
<p>Reading and writing Phase 4 cvcc words</p> <ul style="list-style-type: none"> • Play 'Buried Treasure' focusing 		<p>Mini Mash – At the Seaside</p>

on Phase 4 cvcc words. Set 1-7 plus digraphs.

- Write and illustrate a silly sentence containing cvcc words such as 'jump' and 'pond' eg. We all jump in the pond.
- Write the following words on paper or card and hide them around the house or garden: lamp, wind, camp, milk, fast, camp, pond, nest. How quickly can your child find them all and read them to you? Can they draw a picture to match each word?



Choose an activity from the F2 Maths Pick & Mix grid above.



This has been set as a 2Do. Can you make a seaside picture? You must hurry, the tide is coming in fast.

https://www.purplemash.com/#app/mm_2diy_activities/MM_beach



Week 5: Monday 5th July – Sunday 11th July

Home Learning Phonics

- Watch [CVCC alphablocks: episode](#). How many of the words can your child remember and write down?
- Draw out a snakes and ladders grid and put adjacent consonants in each square such as bl, br, tr, st, sl, sp, cr, cl, fl, fr, gr, pl, pr, tr, nt, ct, nd, nk, lt, pt, mp. Take turns to throw a dice and count to the right square. Say the blend written on the square and think of, or write a word containing the adjacent

Home Learning Maths

Choose an activity from the F2 Maths Pick & Mix grid above.



Computing

Home Learning

Mini Mash - Anna's Day Out at the Seaside.
This has been set as a 2Do. Anna has her first trip to the seaside with her dad. Can you help her to plan her trip?



consonants.

- Write out the following words in a list for your child to read and find around the house: lamp, desk, sink, milk, step, spoon, brush. They can tick them off the list when they have found each one. Alternatively, you could read out the words for your child to write the list.



Week 6: Monday 12th July – Sunday 18th July

Home Learning Phonics

Reading and writing Phase 4 words

- Click on the link to play [Tell a T Rex](#) focusing on cvcc and ccvc words
- Play the Phase 3 digraphs Water Pistol Squirt game.. [Watch this clip](#) to see how the game is played.
- Put out a selection of objects on a tray and give your child some time to look at them. Ask your child to close their eyes while you remove one object. Then ask your child to write down which object they think is missing. Examples of objects could be: spoon, brush, belt, glass, train, milk, clock, twig.



Home Learning Maths

Choose an activity from the F2 Maths Pick & Mix grid above.



Home Learning Computing

Mini Mash – Create your own Sun Safety Poster
Combine words and images to remind people to keep themselves safe in the sun.

<https://www.purplemash.com/#app/pup/safeinsunposter>

