

# Spring 1 2022

## Topic: Dinosaurs

### WEST KIRBY PRIMARY SCHOOL

#### Home Learning for Foundation 2



#### EYFS Dates :

- Chinese New Year – Tuesday 1<sup>st</sup> February
- NSPCC Number Day - Friday 4<sup>th</sup> February
- Valentine's day – Monday 14<sup>th</sup> February
- School closed for Half Term – 21<sup>st</sup> – 25<sup>th</sup> February

#### Reading

**F2 need to bring their book bags into school every Monday**

Please can we ask you to ensure that you complete your child's Reading Record each week. There is a comments section for you to provide us with brief feedback about what your child has particularly enjoyed or benefitted from, and anything they have found tricky and need more help with.

F2 Reading books will be changed once a week. They will be taken out of the book bags on Monday and new ones sent home on Wednesday.

Reading is the key skill that children need in order to be successful in their learning. We would like to work together with you, to help your child develop the skills needed to become a confident and successful reader.

We therefore ask that you share a story with your child at least 5 times a week. This could be a library book or any other favourite book from home.

- Encourage your child to:
- Ask questions about books they read with you.
- Question new or unknown vocabulary.
- Explain their opinions or express their feelings about books they have listened to.
- Predict what might happen next based on what has been read so far.

## **Phonics**

This term we are now moving onto Phase 3 of Letters and Sounds.

### **Phonics Glossary**

**blend** (vb) — to draw individual sounds together to pronounce a word, e.g. s-n-a-p, blended together, reads snap

**cluster** — two (or three) letters making two (or three) sounds, e.g. the first three letters of 'straight' are a consonant cluster

**digraph** — two letters making one sound, e.g. sh, ch, th, ph.

**vowel digraph** — two letters which, together, make one vowel sound, e.g. ai, oo, ow

**split digraph** — two letters, split, making one sound, e.g. a-e as in make or i-e in site

**grapheme** — a letter or a group of letters representing one sound, e.g. sh, ch, igh, ough (as in 'though')

**grapheme-phoneme correspondence (GPC)** — the relationship between sounds and the letters which represent those sounds; also known as 'letter-sound correspondences'

**mnemonic** — a device for memorising and recalling something, such as a snake shaped like the letter 'S'

**phoneme** — the smallest single identifiable sound, e.g. the letters 'sh' represent just one sound, but 'sp' represents two (/s/ and /p/)

**segment** (vb) — to split up a word into its individual phonemes in order to spell it, e.g. the word 'cat' has three phonemes: /c/, /a/, /t/

**VC, CVC, CCVC, CVCC** — the abbreviations for vowel-consonant, consonant-vowel-consonant, consonant-consonant-vowel-consonant, which are used to describe the order of letters in words, e.g. am, ham, slam, last.

**For a video guide to the articulation of pure sounds, follow the links below.**

[www.youtube.com/watch?v=mWLPffbMNXo](http://www.youtube.com/watch?v=mWLPffbMNXo)

### **Letter Formation**

In addition to the above activities it would be helpful to practise letter formation with your child, This does not always need to be done on paper but could be drawn in the air, on each other's backs, written in shaving foam or in trays of rice etc They can also be formed by driving toy cars around the letter shape or writing the letter outside using water and an old squeeze bottle such as a washing up liquid bottle or just . Zip lock bags filled with cheap hair gel or something similar can also be used for letter formation.

We are using the Ruth Miskin letter rhymes to reinforce correct formation. These can be seen by following the link below.

<http://www.linakerschool.co.uk/read-write-inc-letter-formation-rhymes-1/>

See also [www.doorwayonline.org.uk/letterformation](http://www.doorwayonline.org.uk/letterformation) for demonstrations of correct letter formation.

### **Tricky Words to Learn**

In addition to their reading books, F2 children will also have sight vocabulary words to learn. These can be found in the front of their reading record books. They should be practised for approximately 5 minutes at least 5 times a week in order to develop instant recognition. We will check these words at least every half term and add new words when needed.

### **Phonic Keyrings**

In addition to these activities, your child will bring home a key ring, with the graphemes that we have been learning attached.

We will add new graphemes as they are introduced each week at school. We ask that you look at these regularly with your child, in order to build confidence and instant recognition.

### **Suggested phonics websites and apps**

**PHASE 2 & 3 - Suggested websites:**

[www.phonicsplay.co.uk](http://www.phonicsplay.co.uk)

[www.ictgames.com](http://www.ictgames.com)

[www.topmarks.co.uk](http://www.topmarks.co.uk)

[www.bbc.co.uk/cbeebies/games/alphablocks-games](http://www.bbc.co.uk/cbeebies/games/alphablocks-games)

[www.starfall.com](http://www.starfall.com)

[www.oxfordowl.co.uk](http://www.oxfordowl.co.uk)

[www.teachyourmonstertoread.com](http://www.teachyourmonstertoread.com)

<https://hungrylittleminds.campaign.gov.uk/>









Mr T's Phonics - [https://www.youtube.com/channel/UC7sW4j8p7k9D\\_qRRMUsGqyw](https://www.youtube.com/channel/UC7sW4j8p7k9D_qRRMUsGqyw)

# Maths



There are lots of practical opportunities for practising maths in everyday activities. For example:

- Counting apples into a bag in the supermarket – how many more are needed, are there too many?
- Working out how many toys will fit in the box
- Sharing out segments of an orange
- Weighing ingredients to make a cake
- Pairing up socks which are the same size
- Counting goals in a game of football – who is winning? How many more goals have they scored?
- Going on a journey – over the bridge, through the tunnel, behind the station


We have put a range of maths activities related to the maths we are learning in school into a 'Pick & Mix' grid. We ask that you try to complete one of these activities each week.

Maths Pick & Mix Spring 1 2022 F2			
Counting objects in your house, how many tins of food have you got? How many slices of bread are there in a loaf? How many crayons are there in your pencil case? Draw a picture of the object that has the biggest number and label it. Then don the same for the smallest number.	Roll a dice and draw the spots to match the number. How many more are needed to make 10? 	 Create a butterfly painting, cut out a paper butterfly, paint a pattern on one half and fold it over. When you open it out, what do you notice about the pattern?	Sort your toys into the different 3D shapes that they are made from. Are there any toys that are made from more than 1 shape or that are made from the same shapes?
Read the story 'We're Going on a Bear Hunt' – it has lots of positional language in it for the children to join in with. Make your own bear hunt in the garden or in your house – use language such as under/ over/ through, between, <u>beside</u> , around.	Compare the weight of some small objects around your house – Can you make a tower that is heavier than a tin of beans? Can you make a tower that is lighter than a slice of bread? 	Using number cards from 1-10: -choose 2 cards and count objects to match them, how many objects have you got altogether? Can you show what you have done using a part whole model? 	Build a tower using Lego or building bricks using 2 different colours, what pattern have you made? Could you make a different pattern using the 2 colours? Can you now make a different pattern using 3 different colours? 
Using number cards from 1-9: - count out 10 objects and choose a number card, then take that <u>amount</u> of objects away from the 10 you started with.	Use straws and blu-tak to make a model of a 3D shape, what shape have you made? Can you describe it? 	 Can you organise your toys into different lengths? Put <u>all</u> of the short/ long toys together in groups. Compare the length of the toys using the vocabulary – long, short, longer, shorter, longest, shortest	Create a treasure hunt in your garden. Ask your adult to hide some treasure. Close your eyes or put on a blindfold and ask your adult to give you directions to help you find the treasure. Once you've found it, you can swap over. Take care, the directions will have to be precise otherwise there could be some bumps!! 


## Week 1: Wednesday 5<sup>th</sup> January – Sunday 9<sup>th</sup> January

Home Learning Phonics	Home Learning Maths	Home Learning Music
<p>Revision of <b>j, v, w, &amp; x</b></p> <p>Play 'Dragon's Den' on <a href="http://www.phonicsplay.co.uk">www.phonicsplay.co.uk</a> Phase 3 focusing on j &amp; v</p> <p>Go for a walk around the house or garden and look for objects that have the j or v phonemes in them. Eg jug, vase, jar, vest, jigsaw, juice, jumper, vegetables, envelope. Practise writing the tricky words to &amp; no.</p> <p>This could be done in the air or with a range of media such as chalks, felt pens, water &amp; paintbrushes, in a tray of shaving foam etc.</p>	<p>Choose an activity from the F2 Maths Pick &amp; Mix grid above.</p> <p></p>	<p>Listen to your favourite music and show off your best dance moves.</p> <p></p>


## Week 2: Monday 10<sup>th</sup> January – Sunday 16<sup>th</sup> January

Home Learning Phonics	Home Learning Maths	Home Learning Music
<p>Revision of consonant digraphs <b>ch, sh, th &amp; ng.</b></p> <p>Play Phoneme Pop focusing on ch, sh and th  <a href="https://www.ictgames.com/phonicsPop/index.html">https://www.ictgames.com/phonicsPop/index.html</a></p> <p>Practise writing the tricky words: no, go, to, the, he, me, we, be, she, my &amp; was. This could be done in the air or with a range of media such as chalks, felt pens, water &amp; paintbrushes, in a tray of shaving foam etc.</p>	<p>Choose an activity from the F2 Maths Pick &amp; Mix grid above.</p> 	<p>Listen to 'Storm' from 'Peter Grimes' by Benjamin Britten</p> <p><a href="https://www.bbc.co.uk/programmes/p02b5b25">https://www.bbc.co.uk/programmes/p02b5b25</a></p> <p>What instruments do you hear? Do you like the music? Why?</p>

## Week 3: Monday 17<sup>th</sup> January – Sunday 23<sup>rd</sup> January

Home Learning Phonics	Home Learning Maths	Home Learning Music
<p>Introduction of <b>ai</b></p> <p>Watch Mr Thorne videos for ai  <a href="https://www.youtube.com/watch?v=Fbmpw192MSg">https://www.youtube.com/watch?v=Fbmpw192MSg</a></p> <p>Play Forest Phonics focusing on ai  <a href="https://www.ictgames.com/mobilePage/forestPhonics/index.html">https://www.ictgames.com/mobilePage/forestPhonics/index.html</a></p> <p>Draw a train with a 5 carriages. Write an 'ai' word in each carriage and draw a picture to match it. Examples of words might be: rain, mail, tail, sail, rail, drain, nail.</p>	<p>Choose an activity from the F2 Maths Pick &amp; Mix grid above.</p> 	<p>Listen to Hungarian Dance No 5 by Brahms  <a href="https://www.youtube.com/results?search_query=hungarian+dance">https://www.youtube.com/results?search_query=hungarian+dance</a></p> <p>What instruments do you hear?</p> <p>Grab a pen and paper then play the music again. Draw a picture of what you can hear. This could be as shapes, pictures or lines.</p>

## Week 4: Monday 24<sup>th</sup> January – 30<sup>th</sup> January

Home Learning Phonics	Home Learning Maths	Home Learning Music
<p>Introduction of <b>ee</b></p> <p>Watch Mr Thorne Does Phonics videos for ee on you tube.  <a href="https://www.youtube.com/watch?v=9Ci0eEO8dXE">https://www.youtube.com/watch?v=9Ci0eEO8dXE</a></p> <p>Play Dragons Den focusing on ee.  <a href="https://www.phonicsplay.co.uk/resources/phase/3/dragons-den">https://www.phonicsplay.co.uk/resources/phase/3/dragons-den</a></p> <p>Write the letters f, t, l, m, d, p, w, k, j, on individual cards. Write ee on another card using a different colour pen. Putting the ee card in the middle, see how many real and</p>	<p>Choose an activity from the F2 Maths Pick &amp; Mix grid above.</p> 	<p>Listen to Scarborough Fair  <a href="https://www.youtube.com/watch?v=lm8mhqt_Dag">https://www.youtube.com/watch?v=lm8mhqt_Dag</a></p> <p>How does it make you feel? Do you like the music? Why?</p> <p>Listen to Andy's rap about Woodland creatures.  <a href="https://www.bbc.co.uk/teach/bring-the-noise/andys-raps-woodland/zk68382">https://www.bbc.co.uk/teach/bring-the-noise/andys-raps-woodland/zk68382</a></p> <p>What animal was your favourite?</p>

nonsense words you can make by adding cards either side of it.

### Week 5: Monday 31<sup>st</sup> January – 6<sup>th</sup> February

#### Home Learning Phonics

Introduction of **igh**  
Watch Mr Thorne videos for igh on  
<https://www.youtube.com/watch?v=OYCR2RZ4ZYY>

Play Tell a T Rex focusing on igh  
<http://www.ictgames.com/mobilePage/tellATRex/index.html>

Practise writing the tricky words: he, me, she, we, my, was, you & her. This could be done in the air or with a range of media such as chalks, felt pens, water & paintbrushes, in a tray of shaving foam etc

#### Home Learning Maths

Choose an activity from the F2 Maths Pick & Mix grid above.



#### Home Learning Music

Listen to Boogie Wonderland by Earth, Wind and Fire  
<https://www.youtube.com/watch?v=god7hAPv8f0>

Have a go feeling the beat in the game Bring the Noise.

<https://www.bbc.co.uk/games/embed/bring-the-noise?exitGameUrl=http%3A%2F%2Fbbc.co.uk%2Fteach%2Fbring-the-noise%2Feyfs-ks1-music-play-it-bring-the-noise%2Fz4sq92p>

### Week 6: Monday 7<sup>th</sup> February – 13<sup>th</sup> February

#### Home Learning Phonics

Introduction of **oa**  
Watch Mr Thorne videos for oa  
<https://www.youtube.com/watch?v=KCJyHNOIFE8>

Write out as many words containing oa as you can think of and use them to make up a silly sentences. eg The goat ate the soap and put on his coat to load up his boat and drive down the road! Play Buried Treasure focusing on Phase 3 oa  
<https://www.phonicsplay.co.uk/resources/phase/3/buried-treasure>

#### Home Learning Maths



Choose an activity from the F2 Maths Pick & Mix grid above.

#### Home Learning Music

Listen to Spring by Vivaldi  
[https://www.youtube.com/watch?v=mFWQgxXM\\_b8](https://www.youtube.com/watch?v=mFWQgxXM_b8)

Do you like the music?  
What instruments can you hear?  
Can you hear when the music is loud or quiet?

Sing a nursery rhyme. Have a go at singing it in different ways e.g. fast, slow, loud, quiet.

### Week 7: Monday 14<sup>th</sup> February – 20<sup>th</sup> February

#### Home Learning Phonics

Introduction of **oo**  
This grapheme can make 2 different sounds oo as in moon & oo as in wood.

Watch Mr Thorne videos for oo  
<https://www.youtube.com/watch?v=UfMKV9agiY>  
<https://www.youtube.com/watch?v=vR47jG-imRo>

#### Home Learning Maths

Choose an activity from the F2 Maths Pick & Mix grid above.



#### Home Learning Music

Listen to In the Hall of the Mountain King by Grieg  
[https://www.youtube.com/watch?v=kLp\\_Hh6DKWc](https://www.youtube.com/watch?v=kLp_Hh6DKWc)

Do you like the music?  
What instruments can you hear?  
Can you hear when the music is loud or quiet?

Choose your favourite song from the term and have a go at clapping to the beat. Try bouncing, stamping.

Go on a hunt for 'oo' words around your house or garden. How many things can you find that contain this sound? Eg broom, spoon, book, boot, food, cooker, wood, wool, hook, hood.

Play Dinosaur Eggs focusing on oo  
[https://www.ictgames.com/dinosaurEggs\\_phonics/mobile/](https://www.ictgames.com/dinosaurEggs_phonics/mobile/)

Practise writing the tricky words: he, me, she, we, my, was, you, her & they

swaying hips etc. to the pulse.