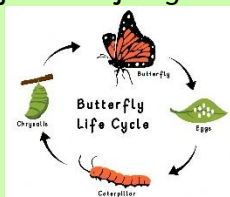


Key Facts

- There are different kinds of minibeasts such as insects, arachnids and amphibians.



- Minibeasts play a vital role in keeping our planet healthy. They make the soil richer to help plants to grow, they help flowers to make new seeds, they are food for other larger creatures and bees make honey for us to eat!
- Insects hatch from eggs and grow in stages.
- Many insects look completely different at each stage of their life cycle.








- Minibeasts make their homes in lots of places, including both inside (our homes) and outside (under logs, stones or leaves, in ponds, in trees, in grassland, in soil).
- In Spring, lots of things in nature start their life and begin to grow including buds on trees, tadpoles, ducklings and more.



- Christians celebrate Easter in Spring, the story of Jesus coming back to life and going to be with God in Heaven.
- Easter is often celebrated by giving chocolate eggs as this represents new life.

Stories & Rhymes



Incy Wincy Spider

https://www.youtube.com/watch?v=_6fwkxtp4bw

There's a Worm at the Bottom of my Garden

<https://www.youtube.com/watch?v=vdWsez-CD5o>

5 Little Speckled Frogs

https://www.youtube.com/watch?v=WSC-gHBU_d0

Vocabulary

Minibeast	A very small creature.
Insect	E.g. Ants, bees, caterpillars - have 6 legs and some also have wings.
Arachnid	E.g. Spiders - have 8 legs and spin webs.
Invertebrate	All insects and arachnids are invertebrates – they have no backbone.
Exoskeleton	Instead of having bones inside their bodies, insects and arachnids have an outer shell to protect them.
Amphibian	E.g. Frogs – live in water and on land.
Habitat	The place where an animal or plant usually lives.
Life Cycle	The changes that living things go through as they grow.
Chrysalis	The hard cocoon or covering on a moth or butterfly when it is changing into an adult.
Symmetrical	Both sides are balanced in shape, size and colour.
Magnify	To make something look bigger.

Home Learning Ideas

- Choose 2 minibeasts and talk to an adult about what is the same and different about them.
- Try and attract beautiful minibeasts to your garden by planting some flowers that they like.
- Use a magnifying glass to go on a minibeast hunt. Have a look under logs and stones and get as close as you dare! Can you draw any of the creatures you come across?