



6th
March
2024

Phonics Screening Check

Information for parents.




What is the aim of the check?

- The Phonics Screening Check is designed to confirm whether individual children have learnt phonic decoding (i.e. apply their knowledge of letter-sound relationships) and blending (i.e. the skill of joining individual speech sounds [phonemes] together to make a word) skills to an appropriate standard.


Key stage 1

Phonics screening check

Pupils' materials



When will the screening happen?



Every Year 1 child in the country will be taking the Phonics Screening Check in the week beginning Monday 10th June.

Any Year 2 children who didn't meet the standard last year will re-sit the check in the same week.


The results will be reported to Parents & Carers as part of the end of year annual school report.

How do children reach the standard?




Your child will be scored against a national standard. The outcome from the Phonics Screening Check will be one of two. Either your child is '*working towards the expected standard*' or your child '*has met the expected standard*'.

The threshold mark is not available until all marks are sent in nationally to get a benchmark.



In the past, the 'pass threshold' has been 32, which means the children had to read at least 32 words out of 40 correctly.

When do we report to parents?




At the end of the summer term all schools must report each child's Phonics Screening results to Parents & Carers. They will confirm if their child has met the expected standard or not.

Children who do not achieve the expected standard will retake the test when they are in Year 2.

The results will be reported to Parents & Carers as part of the end of year annual school report.

What do we expect children to do?



- The Phonics Screening Check is very similar to tasks the children already complete during their daily phonics lessons and during assessments.
- Children will be asked to 'sound out' a word and blend the sounds together e.g. d-o-g - dog
- The focus of the check is to see which sounds the children know

THIS IS NOT A READING TEST

Example words



Section 2

Alien/Pseudo
words

var



slirt



weaf



pobe



Section 2

twice



gloom

turn


mode

Real words

Why are there pseudo (alien) words?



The pseudo words will be shown to your child with a picture of an alien. This provides the children with a context for the pseudo word, which is independent from any existing vocabulary they may have.



Pseudo words are included because they will be new to all pupils; they do not favour children with a good vocabulary knowledge or visual memory of words.

How will the children complete the check?



- The Phonics Screening Check contains 40 words.
- Each child will sit one-to-one and read each word aloud to a teacher.
- The check will take approximately 10 minutes per child, although all children are different and will complete the check at their own pace.
- The list of words the children read is a combination of 20 real words and 20 pseudo words (alien words).


Example of the 40 words ...



Section 1			
Word	Correct	Incorrect	Comment
tox			
bim			
vap			
ulf			
geck			
chom			
tord			
thazz			
blan			
steck			
hild			
quemp			
shin			
gang			
week			
chill			
grit			
start			
best			
hooks			

Section 2			
Word	Correct	Incorrect	Comment
voo			
jound			
terg			
fape			
snemp			
blurst			
spron			
stroft			
day			
slide			
newt			
phone			
blank			
trains			
strap			
scribe			
rusty			
finger			
dentist			
starling			

Total correct	
---------------	--





Useful websites ...

Helpful links to websites that give more information on the teaching of Phonics and the Phonics Screening Check.

[Oxford Owl](#)


[YouTube - phoneme pronunciation](#)

[Rocket Phonics - Parent's Guide](#)

How is your child being supported at school?




- Daily phonics sessions following the Rocket Phonics scheme.
- Regular reading practice.
- Additional sessions that support digraph recognition and the decoding of real and nonsense words.
- Intervention for children who, based on current assessments, have been identified as potentially performing below expectations or for those needing a 'boost.'
- Regular monitoring and assessments.
- Practice assessments so that your child knows what to expect.



How can you help your child at home?



- Phonics key ring – ideally this should be done at least twice a day.
- Read as much as possible **to and with** your child
- Help your child learn their weekly spellings.
- Encourage your child to read words in the environment.
- Encourage and praise – get them to have a ‘good guess’.
- If your child is finding it a challenge to decode a word, help them by encouraging them to say each sound in the word from left to right.
- Blend the sounds by pointing to each one, e.g. /c/ in cat, /p/ in pat, /ng/ in sing, /ee/ in been. Next move your finger under the whole word as you say it.
- Discuss the meaning of words if your child does not know what they have read.





A helpful strategy ...

Remind your child to look for the following when faced with an unfamiliar word (real or alien/pseudo)



Look for any familiar trigraphs first, then any split digraphs, then any digraphs.



Online Phonics Games

Links to access free phonics games

[Phonics Play](#)

[Phonics Bloom](#)

[Education.com](#)


[Top Marks](#)

Questions



Thank you for attending.
We hope you found it useful

If you have any further questions you can speak to your child's class teacher or you can email our Key Stage One email address.



ks1@westkirbyprimaryschool.co.uk

Thank you!



Thank you for your ongoing support.

