



WEST KIRBY PRIMARY SCHOOL

Home Learning Tasks for Upper Key Stage Two

Year 5 and Year 6 – Summer 1 (2021)

NSPCC Number Day
Friday, 7th May

Well done Year 5 and Year 6 for your enthusiasm and hard work during the last few weeks of the spring term. - your attitude on your return to school was excellent !



We hope that you will all return to the summer term with the same enthusiasm and joy for learning that you have shown us.

From Mrs Sadler, Mrs Burrows, Miss Bird, Miss Trenholm
Mrs Gilbert, Mrs Coombes & Mrs McCann

Year 5 & Year 6 Information

- **Monday 12th April** – School opens to all pupils
- **Tuesday 20th April** – Class photographs
- **Monday 3rd May** – Bank Holiday – school closed
- **Tuesday 4th May & Thursday 6th May** – Parents Evenings via TEAMS
- **Friday 7th May** – NSPCC Number Day
- **Thursday 13th May** – Year 5 Transition to Secondary School parent's meeting via TEAMS @ 5pm
- **Friday 28th May** – Share a Story Day
- **Friday 28th May** – School closes for half term

Year 5 and Year 6

- During Summer 1 our History topic will be A Study of Liverpool
- We will be learning about the how Liverpool has changed, grown and expanded through the centuries from a small fishing village to the vibrant place it is today.
- We will look at the physical and human geography of the area and how this has changed over time.


Please note ...When each child is registered on Mathletics the class teacher will set the account at the correct level according to their ability. The whole year group has the same Mathletics topic e.g. 'Model Numbers' but the questions that each individual child gets will vary depending on the level set on their account.



Your child also has access to Numbots & Times Table \Rock Stars. Please encourage them to use this as often as possible to practise their number bonds and times tables. Follow this link...

<https://play.ttrockstars.com/auth/school/student/16022>

Week 1 : Monday 12th April – Thursday 15th April

Home Learning Reading	Home Learning Maths	Home Learning Spelling & Vocabulary
<p>You need to read for at least 20 minutes a day 5 times a week.</p> <p>To help you understand what you are reading talk with an adult in your family about your reading at least twice week.</p> <p>If they ask you questions this will help you to develop your comprehension skills.</p>	<p>Log onto the Mathletics website http://www.mathletics.co.uk</p> <p>Complete the following Mathletics challenges...</p> <p>Year 5</p> <ul style="list-style-type: none"> Arithmetic Test 2 Reasoning Test 2 <p>Year 6</p> <ul style="list-style-type: none"> Arithmetic Test 2 Reasoning Test 2 <p>Year 5 & 6 Rapid mental recall of all the times tables up to 12 x 12</p>	<p>This week we would like you to learn 10 of these spellings. You will be tested on these spellings on Thursday 15th April</p> <ol style="list-style-type: none"> unfortunately definitely possession disapprove nervously desperate especially familiarisation restaurant interfere <p>Challenge Make sure you know what all of these words mean</p> 

Week 1 Computing @ Home


Internet Safety

Lesson 1 – Friendbook & Friendbook Party

Log on to Purple Mash and select Computing. Scroll down to Online Safety and select 'Friendbook'. Complete the activity. Then select 'Friendbook Party' and complete the activity.



Week 2 : Thursday 15th April – Wednesday 21st April

Home Learning Reading	Home Learning Maths	Home Learning Spelling & Vocabulary
<p>You need to read for at least 20 minutes a day 5 times a week.</p> <p>To help you understand what you are reading talk with an adult in your family about your reading at least twice week.</p> <p>If they ask you questions this will help you to develop your comprehension skills.</p>	<p>Log onto the Mathletics website http://www.mathletics.co.uk</p> <p>Complete the following Mathletics challenges...</p> <p>Year 5</p> <ul style="list-style-type: none"> Fractions decimals & percentages, are you ready? Modelling percentages <p>Year 6</p> <ul style="list-style-type: none"> Are you ready? – Statistics Bar graphs <p>Year 5 & 6</p> <p>Rapid mental recall of all the times tables up to 12 x 12</p>	<p>This week we would like you to learn 10 of these spellings. You will be tested on these spellings on Thursday 22nd April</p> <ol style="list-style-type: none"> overcrowded overgrown overthrown overtake overspent reappear recreate refresh refund repayment <p>Challenge Make sure you know what all of these words mean</p> 

Week 2 Computing @ Home

Creating Media -3D Modelling

Lesson 1 – What is 3D modelling?

In this lesson, you will begin examining 3D objects from a variety of views within a 3D space. You will also explore the functionality of the buttons available within the software, in order to create a 3D maze.

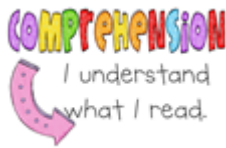
Follow this link:

<https://classroom.thenational.academy/lessons/what-is-3d-modelling-68rp4d>



Week 3: Thursday 22nd April – Wednesday 28th April

Home Learning Reading	Home Learning Maths	Home Learning Spelling & Vocabulary
<p>You need to read for at least 20 minutes a day 5 times a week.</p> <p>To help you understand what you are reading talk with an</p>	<p>Log onto the Mathletics website http://www.mathletics.co.uk</p> <p>Complete the following Mathletics challenges...</p> <p>Year 5</p>	<p>This week we would like you to learn 10 of these spellings. You will be tested on these spellings on Thursday 29th April</p> <ol style="list-style-type: none"> repair removable resolve

<p>adult in your family about your reading at least twice week.</p> <p>If they ask you questions this will help you to develop your comprehension skills.</p> 	<ul style="list-style-type: none"> Decimal order Decimals from words to digits <p>Year 6</p> <ul style="list-style-type: none"> Travel graphs Using timetables <p>Year 5 & 6</p> <p>Rapid mental recall of all the times tables up to 12 x 12</p>	<ol style="list-style-type: none"> realisation reliable reliability reload review recover reservation <p>Challenge</p> <p>Make sure you know what all of these words mean</p>
--	---	---

Week 3 Computing @ Home

Creating Media -3D Modelling

Lesson 2 – Making changes


In this lesson, you will alter the dimensions of 3D objects and recognize how to lift these objects to create 3D models. You will then enhance your 3D model by changing the colour of your 3D objects.

Follow this link:

<https://classroom.thenational.academy/lessons/making-changes-60wk8d>



Week 4 – Thursday 29th April – Wednesday 5th May

Home Learning Reading	Home Learning Maths	Home Learning Spelling & Vocabulary
<p>You need to read for at least 20 minutes a day 5 times a week.</p> <p>To help you understand what you are reading talk with an adult in your family about your reading at least twice week.</p> <p>If they ask you questions this will help you to develop your comprehension skills.</p>	<p>Log onto the Mathletics website http://www.mathletics.co.uk</p> <p>Complete the following Mathletics challenges...</p> <p>Year 5</p> <ul style="list-style-type: none"> Rounding decimals Match decimal to percentage <p>Year 6</p> <ul style="list-style-type: none"> What prism am I? What pyramid am I? <p>Year 5 & 6</p> <p>Rapid mental recall of all the times tables up to 12 x 12</p>	<p>This week we would like you to learn 10 of these spellings. You will be tested on these spellings on Thursday 6th May.</p> <ol style="list-style-type: none"> nearby secondly thirdly fourthly vice vicious grace gracious spare spacious <p>Challenge</p> <p>Make sure you know what all of these words mean</p> 

Week 4 Computing @ Home

Creating Media -3D Modelling

Lesson 3 – Rotation & Position

During this lesson, you will produce a 3D model of a physical object, which will contain a number of different 3D objects. You will rotate and place these 3D objects into position in relation to other 3D objects, and you will use the copy tool to improve your modelling efficiency.

Follow this link:

<https://classroom.thenational.academy/lessons/rotation-and-position-6ww38t>



Week 5 : Thursday 6th May – Wednesday 12th May

Home Learning Reading	Home Learning Maths	Home Learning Spelling & Vocabulary
<p>You need to read for at least 20 minutes a day 5 times a week.</p> <p>To help you understand what you are reading talk with an adult in your family about your reading at least twice a week.</p> <p>If they ask you questions this will help you to develop your comprehension skills.</p> <p>COMPREHENSION I understand what I read.</p>	<p>Log onto the Mathletics website http://www.mathletics.co.uk</p> <p>Complete the following Mathletics challenges...</p> <p>Year 5</p> <ul style="list-style-type: none">• What prism am I?• What pyramid am I ? <p>Year 6</p> <ul style="list-style-type: none">• Prisms & pyramids• Nets <p>Year 5 & 6 Rapid mental recall of all the times tables up to 12 x 12</p>	<p>This week we would like you to learn 10 of these spellings. You will be tested on these spellings on Thursday 13th May.</p> <ol style="list-style-type: none">1. anxious2. anxiety3. malice4. malicious5. precious6. consciousness7. delicious8. suspicious9. ambition10. ambitious <p>Challenge Make sure you know what all of these words mean</p>

Week 5 Computing @ Home

Creating Media -3D Modelling

Lesson 4 – Making holes

In this lesson, you will produce a 3D model of a pencil holder. To do this, you will look at resizing objects to specific dimensions and you'll use the group tool to create holes in 3D objects.


Follow this link:

<https://classroom.thenational.academy/lessons/making-holes-6cw6jr>



Week 6 : Thursday 13th May – Wednesday 19th May

Home Learning Reading	Home Learning Maths	Home Learning Spelling & Vocabulary
--------------------------	------------------------	--

<p>You need to read for at least 20 minutes a day 5 times a week.</p> <p>To help you understand what you are reading talk with an adult in your family about your reading at least twice week.</p> <p>If they ask you questions this will help you to develop your comprehension skills.</p> 	<p>Log onto the Mathletics website http://www.mathletics.co.uk</p> <p>Complete the following Mathletics challenges...</p> <p>Year 5</p> <ul style="list-style-type: none"> • Comparing angles • Measuring angles <p>Year 6</p> <ul style="list-style-type: none"> • Comparing angles • Measuring angles <p>Year 5 & 6</p> <p>Rapid mental recall of all the times tables up to 12 x 12</p>	<p>This week we would like you to learn 10 of these spellings. You will be tested on these spellings on Thursday 20th May.</p> <ol style="list-style-type: none"> 1. cautious 2. cautiously 3. fictitious 4. infectious 5. nutrition 6. nutritious 7. nutritional 8. luscious 9. spacious 10. atrocious <p>Challenge</p> <p>Make sure you know what all of these words mean</p>
--	--	--

Week 6 Computing @ Home

Creating Media -3D Modelling

Lesson 5 – Planning my own 3D model

This lesson, you will experiment with grouping 3D objects and demonstrate your ability to use your past learning to manipulate 3D objects in Tinkercad. You will then plan your own 3D model of a photo frame to be developed in lesson 6.

Follow this link:

<https://classroom.thenational.academy/lessons/planning-my-own-3d-model-6cv38e>



Week 7 : Thursday 20th May – Wednesday 26th May

Home Learning Reading	Home Learning Maths	Home Learning Spelling & Vocabulary
<p>You need to read for at least 20 minutes a day 5 times a week.</p> <p>To help you understand what you are reading talk with an adult in your family about your reading at least twice week.</p> <p>If they ask you questions this</p>	<p>Log onto the Mathletics website http://www.mathletics.co.uk</p> <p>Complete the following Mathletics challenges...</p> <p>Year 5</p> <ul style="list-style-type: none"> • Triangles: acute, right & obtuse • Nets <p>Year 6</p>	<p>This week we would like you to learn 10 of these spellings. You will be tested on these spellings on Thursday 27th May.</p> <ol style="list-style-type: none"> 1. nutrition 2. luscious 3. cautiously 4. delicious 5. ambitious 6. anxious 7. vicious 8. reliable

will help you to develop your comprehension skills.

- Triangles: acute, right & obtuse
- Test

Year 5 & 6

Rapid mental recall of all the times tables up to 12 x 12

9. realisation

10. disapprove

Challenge Make sure you know what all of these words mean



Week 7 Computing @ Home

Creating Media -3D Modelling

Lesson 6 – Making my own 3D model

During this lesson, you will produce your own 3D model based on your plan from lesson 5. You will evaluate your model and decide whether you have met the criteria provided. You will then have the opportunity to add improvements.

Follow this link:

<https://classroom.thenational.academy/lessons/making-my-own-3d-model-cgvk6t>



Optional extras...



• Draw, paint or create an image of the Liverpool skyline.

• Write a poem, compose a

song or write a rap about Liverpool.

• See if you can travel over to Liverpool using the ferry. You might want to take some pictures to share with the class.

• What is Liverpool famous for? Create a poster.


• Find five fantastic facts about Liverpool.

• With an adult, go paddling/swimming in the sea, remember to stay safe.

• Check out the crazy creatures in a rock pool

• Can you visit the World Museum in Liverpool or the Museum of Liverpool to find out more about Liverpool's history?





- Why do you think Liverpool grew so quickly and became so important? Discuss this with an adult. Do they agree with you, or do they have a different opinion?

- Can you recite your times tables forward and backwards all the way up to 12×12 ?

- Can you create a crossword or word search?
- Play Sudoku to develop your reasoning
- Play Live Athletics

8			4	6			7
					4		
	1				6	5	
5		9		3		7	8
				7			
	4	8		2		1	3
	5	2					9
		1					
3			9		2		5

Thank you for your support, have a lovely half term break!