



**Spring 1 Term Topic:**  
**Sensational Safari**

Home Learning for Key Stage 1

**Year 1 and Year 2**  
**Spring 2 (2022)**



**Year 1 and Year 2 Dates**

- **Monday 28<sup>th</sup> February:** School Reopens for pupils
- **Thursday 3<sup>rd</sup> March:** World Book Day – 25<sup>th</sup> Anniversary
- **Monday 7<sup>th</sup> – Friday 11<sup>th</sup> March:** Food Waste Week
- **Monday 21<sup>st</sup> – Friday 25<sup>th</sup> March:** Poetry Week
- **TBC:** KS1 visit to Knowsley Safari Park
- **Friday 8<sup>th</sup> March:** School closes for Easter Holidays

**Year 1 and Year 2 need to bring their book bags into school every Wednesday**

Please can we ask you to ensure that you complete your child's Reading Record as often as possible, so that we can keep track of what your child is reading and where they are up to.  
Key Stage One Reading books and book bags will be collected on a Wednesday and a new book sent home on a Friday  
School Library books will be changed every Wednesday.

Reading is the key skill that children need in order to be successful in their learning. We ask that you spend ten minutes listening to your child read, and talk together about the book at least five times each week.

Please encourage your child to...

- Ask questions about the books they read or have had read to them.
- Question any new or unknown vocabulary that they come across.
- Explain their opinions or express their feelings about books they have read or listened to.
- Predict what might happen next based on what has been read so far, or by looking at the front cover.
- Read or listen to a wide range of text types – fiction, non-fiction, poetry, plays, posters etc.
- Read Phonics words, which are organised into 5 Phases -Phonics Play website and Phonics keyrings

**Year 1 and Year 2 need to come into school in their P.E. kits**  
**every Thursday**

Just as importantly, we ask that you aim to read a story at bedtime for pure enjoyment.



Each week please ensure that your child is Reading regularly, completing their Mathletics tasks and learning the weekly spellings. We are not going to test the spellings formally each week. However, we will be looking out for children using these words during their writing at school. Each Friday, we will also ask the children to write the weekly spellings on a whiteboard to see how many they can spell correctly. For children who may find spelling quite tricky, try learning three words initially, then five and then more if you can.

Please note ...When each child is registered on Mathletics the class teacher will set the account at the correct level according to their ability. The whole year group has the same Mathletics topic e.g. 'Number Bonds' but the questions that each individual child gets will vary depending on the level set on their account.



The passwords for your child to access the Mathletics website is in the back of their Reading record Book.



Your child also has access to Numbots & Times Table \Rock Stars. Please encourage them to use this as often as possible to practise their number bonds and times tables. Follow this link... <https://play.ttrockstars.com/auth/school/student/16022>

## Week 1: Monday 28<sup>th</sup> February – Sunday 6<sup>th</sup> March

Home Learning Reading	Home Learning Maths	Home Learning Spelling & Vocabulary
<p>You need to listen to your child read for at least <b>10 minutes</b> each day <b>5 times a week</b>.</p> <p>To help them understand what they are reading, talk together about the book</p> <p>If you ask them questions about what they are reading, this will help them to develop their comprehension skills.</p>	<p>Log onto the Mathletics website <a href="http://www.Mathletics.co.uk">http://www.Mathletics.co.uk</a></p> <p><b>Complete the following Mathletics challenges...</b></p> <p><b>Year 1</b></p> <ul style="list-style-type: none"> <li>• Everyday Length</li> </ul> <p><b>Year 2</b></p> <ul style="list-style-type: none"> <li>• 1<sup>st</sup> to 31<sup>st</sup></li> <li>• Odd or Even</li> </ul> <p><b>Year 1</b> - Count in 2s, 5s and 10s</p> <p><b>Year 2</b> - Times Tables— 2x, 3x, 5x and 10x</p>	<p><b>Year 1</b></p> <p>so, no, go, goes, toe, grow, snow, own, coach, goal</p> <p><b>Year 2</b></p> <p>middle, giggle, guzzle, puddle, kettle, cattle, ripple, saddle, paddle, wobble</p> <p><b>Challenge</b></p> <p>Make sure you know what all of these words mean. Try to use them in a sentence.</p>



## Week 2: Monday 7<sup>th</sup> March – Sunday 13<sup>th</sup> March

Home Learning Reading	Home Learning Maths	Home Learning Spelling & Vocabulary
<p>You need to listen to your child read for at least <b>10 minutes</b> each day <b>5 times a week</b>.</p> <p>To help them understand what they are reading, talk together about the book</p> <p>If you ask them questions about what they are reading, this will help them to develop their comprehension skills.</p>	<p>Log onto the Mathletics website <a href="http://www.Mathletics.co.uk">http://www.Mathletics.co.uk</a></p> <p><b>Complete the following Mathletics challenges...</b></p> <p><b>Year 1</b></p> <ul style="list-style-type: none"> <li>Comparing Length</li> </ul> <p><b>Year 2</b></p> <ul style="list-style-type: none"> <li>Missing Numbers</li> <li>Commutative Property of Addition</li> </ul> <p><b>Year 1</b> - Count in 2s, 5s and 10s</p> <p><b>Year 2</b> - Times Tables— 2x, 3x, 5x and 10x</p>	<p><b>Year 1</b></p> <p>me, she, we, be, he, see, tree, green, meet, week</p> <p><b>Year 2</b></p> <p>knuckle, knee, knit, knight, knock, knot, kneel, knelt, know, knowledge</p> <p><b>Challenge</b></p> <p>Make sure you know what all of these words mean. Try to use them in a sentence.</p>




## Week 3: Monday 14<sup>th</sup> March – Sunday 20<sup>th</sup> March

Home Learning Reading	Home Learning Maths	Home Learning Spelling & Vocabulary
<p>You need to listen to your child read for at least <b>10 minutes</b> each day <b>5 times a week</b>.</p> <p>To help them understand what they are reading, talk together about the book</p> <p>If you ask them questions about what they are reading, this will help them to develop their comprehension skills.</p>	<p>Log onto the Mathletics website <a href="http://www.Mathletics.co.uk">http://www.Mathletics.co.uk</a></p> <p><b>Complete the following Mathletics challenges...</b></p> <p><b>Year 1</b></p> <ul style="list-style-type: none"> <li>Measuring Length with Blocks</li> </ul> <p><b>Year 2</b></p> <ul style="list-style-type: none"> <li>Days: Before and After</li> <li>Months: After and Before</li> </ul> <p><b>Year 1</b> - Count in 2s, 5s and 10s</p> <p><b>Year 2</b> - Times Tables— 2x, 3x, 5x and 10x</p>	<p><b>Year 1</b></p> <p>blue, clue, true, drew, new, few, grew, flew, threw, rescue</p> <p><b>Year 2</b></p> <p>write, wrapper, wrong, wrist, wreck, wrestle, wriggle, wrinkle, sword, answer</p> <p><b>Challenge</b></p> <p>Make sure you know what all of these words mean. Try to use them in a sentence.</p>




## Week 4: Monday 21<sup>st</sup> March – Sunday 27<sup>th</sup> March

Home Learning Reading	Home Learning Maths	Home Learning Spelling & Vocabulary
<p>You need to listen to your child read for at least <b>10 minutes</b> each day <b>5 times a week</b>.</p> <p>To help them understand what they are reading, talk together about the book</p> <p>If you ask them questions about what they are reading, this will help them to develop their comprehension skills.</p> 	<p>Log onto the Mathletics website <a href="http://www.Mathletics.co.uk">http://www.Mathletics.co.uk</a></p> <p><b>Complete the following Mathletics challenges...</b></p> <p><b>Year 1</b></p> <ul style="list-style-type: none"> <li>Which Holds More?</li> </ul> <p><b>Year 2</b></p> <ul style="list-style-type: none"> <li>Tell Time to Half Hour</li> <li>Five Minute Times</li> </ul> <p><b>Year 1</b> -Count in 2s, 5s and 10s</p> <p><b>Year 2</b> - Times Tables— 2x, 3x, 5x and 10x</p>	<p><b>Year 1</b></p> <p>air, fair, pair, hair, chair, bare, dare, care, share, scare</p> <p><b>Year 2</b></p> <p>don't, can't, isn't, doesn't, won't, I've, she's, he's, couldn't, shouldn't</p> <p><b>Challenge</b></p> <p>Make sure you know what all of these words mean. Try to use them in a sentence.</p>





## Week 5: Monday 28<sup>th</sup> March – Sunday 3<sup>rd</sup> April

Home Learning Reading	Home Learning Maths	Home Learning Spelling & Vocabulary
<p>You need to listen to your child read for at least <b>10 minutes</b> each day <b>5 times a week</b>.</p> <p>To help them understand what they are reading, talk together about the book</p> <p>If you ask them questions about what they are reading, this will help them to develop their comprehension skills.</p> 	<p>Log onto the Mathletics website <a href="http://www.Mathletics.co.uk">http://www.Mathletics.co.uk</a></p> <p><b>Complete the following Mathletics challenges...</b></p> <p><b>Year 1</b></p> <ul style="list-style-type: none"> <li>Everyday Mass</li> </ul> <p><b>Year 2</b></p> <ul style="list-style-type: none"> <li>Following Directions</li> <li>Left or Right?</li> </ul> <p><b>Year 1</b> -Count in 2s, 5s and 10s</p> <p><b>Year 2</b> - Times Tables— 2x, 3x, 5x and 10x</p>	<p><b>Year 1</b></p> <p>lie, tie, pie, cried, tried, dried, chief, field, thief, shield</p> <p><b>Year 2</b></p> <p>slowly, lovely, quickly, sadly, coldly, brightly, shyly, quietly, sweetly, softly</p> <p><b>Challenge</b></p> <p>Make sure you know what all of these words mean. Try to use them in a sentence.</p>



## Week 6: Monday 4<sup>th</sup> April – Sunday 10<sup>th</sup> April

Home Learning Reading	Home Learning Maths	Home Learning Spelling & Vocabulary
<p>You need to listen to your child read for at least <b>10 minutes</b> each day <b>5 times a week</b>.</p> <p>To help them understand what they are reading, talk together about the book</p> <p>If you ask them questions about what they are reading, this will help them to develop their comprehension skills.</p> 	<p>Log onto the Mathletics website <a href="http://www.Mathletics.co.uk">http://www.Mathletics.co.uk</a></p> <p><b>Complete the following Mathletics challenges...</b></p> <p><b>Year 1</b></p> <ul style="list-style-type: none"> <li>Filling Fast</li> </ul> <p><b>Year 2</b></p> <ul style="list-style-type: none"> <li>More or Less?</li> <li>Tallies</li> </ul> <p><b>Year 1</b> - Count in 2s, 5s and 10s</p> <p><b>Year 2</b> - Times Tables— 2x, 3x, 5x and 10x</p>	<p><b><u>Year 1</u></b></p> <p>sea, dream, meat, each, scream, read, head, bread, meant, instead</p> <p><b><u>Year 2</u></b></p> <p>safely, nicely, bravely, firstly, loudly, wisely, luckily, easily, happily, nearly</p> <p><b><u>Challenge</u></b></p> <p>Make sure you know what all of these words mean. Try to use them in a sentence.</p> 



## Optional extras...



- Go on a Spring walk...
- Find signs of Spring in our local area...
- How many months are in a year? Order the months of the year...
- Create some of your own Spring artwork...
- Know your number bonds to 10, 20 and 100?...
- Tell the time – o'clock, quarter past, half past, quarter to ...
- Can you count forwards and backwards in twos, fives and tens?...
- Learn your times tables...
- Can you name and draw any 2D and 3D shapes?...
- Find and name countries where you can go on safari- can you find those countries on a map or a globe? ...
- Draw or paint a safari picture...
- Draw a suitcase and fill it with items suitable for an African Safari Holiday/Adventure...
- Read some non-fiction books about wild animals and endangered animals...
- Listen to some Traditional African Folk Music.