

## WEST KIRBY PRIMARY SCHOOL

### Home Learning Tasks for Key Stage One Year 1 and Year 2: Summer 1 (2021)

NSPCC Number Day – Friday 7<sup>th</sup> May

Well done Year 1 and Year 2 for your enthusiasm and hard work during the last few weeks of the spring term. - your attitude on your return to school has been excellent!

We hope that you will all return to the summer term with the same enthusiasm and joy for learning that you have shown us.

From Mrs Hughes, Miss O'Toole, Miss Pritchard, Mrs Davies,  
Ms English, Mr O'Rourke and Mrs Grey.

### Year 1 and Year 2 Dates

- **Monday 12<sup>th</sup> April:** School Reopens for Summer Term 1
- **Tuesday 20<sup>th</sup> April:** Class Photographs
- **Monday 3<sup>rd</sup> May:** School Closed (May Day)
- **Tuesday 4<sup>th</sup> May & Thursday 6<sup>th</sup> May:** Parents' Evening via TEAMs
- **Friday 7<sup>th</sup> May:** NSPCC Number Day
- **Friday 28<sup>th</sup> May:** Share-a-Story Day
- **Friday 28<sup>th</sup> May:** School closes for Half Term

### Year 1 and Year 2

**need to bring their book bags into school every Monday**

Please can we ask you to ensure that you complete your child's Reading Record as often as possible, so that we can keep track of what your child is reading and where they are up to.

Key Stage One Reading books and book bags will be collected on a Monday and a new book sent home on a Wednesday. School Library books will be changed every Wednesday.

**Year 1 and Year 2 need to come into school in their P.E. kits**

**every Monday and Thursday**

### Year 1 and Year 2

- During Summer 1 our Geography topic will be Welcome to Wirral. We will be learning more about the Wirral Peninsula and the waters that surround us using maps and photographs. We will also explore human and physical features of our local areas.

Just as importantly, we ask that you aim to read a story at bedtime for pure enjoyment.



Each week please ensure that your child is Reading regularly, completing their Mathletics tasks and learning the weekly spellings.

Please note ...When each child is registered on Mathletics the class teacher will set the account at the correct level according to their ability. The whole year group has the same Mathletics topic e.g. 'Number Bonds' but the questions that each individual child gets will vary depending on the level set on their account.



The passwords for your child to access the Mathletics website is in the back of their Reading record Book.

Your child also has access to Numbots & Times Tables/Rock Stars. Please encourage them to use this as often as possible to practise their number bonds and times tables. Follow this link... <https://play.ttrockstars.com/auth/school/student/16022>



## Week 1: Monday 12<sup>th</sup> April – Sunday 18<sup>th</sup> April

Home Learning Reading	Home Learning Maths	Home Learning Spelling & Vocabulary
<p>You need to listen to your child read for at least <b>10 minutes</b> each day <b>5 times a week</b>.</p> <p>To help them understand what they are reading, talk together about the book</p> <p>If you ask them questions about what they are reading, this will help them to develop their comprehension skills.</p>	<p>Log onto the Mathletics website <a href="http://www.Mathletics.co.uk">http://www.Mathletics.co.uk</a></p> <p><b>Complete the following Mathletics challenges...</b></p> <p><b>Year 1</b></p> <ul style="list-style-type: none"> <li>Filling Fast</li> </ul> <p><b>Year 2</b></p> <ul style="list-style-type: none"> <li>Odd and Even Numbers</li> <li>Add and Subtract Problems</li> </ul> <p><b>Year 1</b> - Count in 2s, 5s and 10s</p> <p><b>Year 2</b> - Times Tables— 2x, 3x, 5x and 10x</p>	<p><b>Year 1</b></p> <p>lie, tie, pie, cried, tried, dried, chief, field, thief, shield</p> <p><b>Year 2</b></p> <p>slowly, lovely, quickly, sadly, coldly, brightly, shyly, quietly, sweetly, softly</p> <p><b>Challenge</b></p> <p>Make sure you know what all of these words mean. Try to use them in a sentence.</p>



## **Week 1 – Computing Task**

The Internet is amazing! We can use the Internet for lots of different things, but it is important that we know and remember how to stay safe online. Click on the link below to give yourself a quick 10 minute refresh on how to stay safe on the Web!

[How can you use the web safely? - BBC Bitesize](#)



## Week 2: Monday 19<sup>th</sup> April– Sunday 25<sup>th</sup> April

Home Learning Reading	Home Learning Maths	Home Learning Spelling & Vocabulary
<p>You need to listen to your child read for at least <b>10 minutes</b> each day <b>5 times a week</b>.</p> <p>To help them understand what they are reading, talk together about the book</p> <p>If you ask them questions about what they are reading, this will help them to develop their comprehension skills.</p>	<p>Log onto the Mathletics website <a href="http://www.Mathletics.co.uk">http://www.Mathletics.co.uk</a></p> <p><b>Complete the following Mathletics challenges...</b></p> <p><b>Year 1</b></p> <ul style="list-style-type: none"> <li>• Groups of 2</li> </ul> <p><b>Year 2</b></p> <ul style="list-style-type: none"> <li>• Repartition Two-Digit Numbers</li> <li>• Bar Model Problems</li> </ul> <p><b>Year 1</b> - Count in 2s, 5s and 10s</p> <p><b>Year 2</b> - Times Tables— 2x, 3x, 5x and 10x</p>	<p><b>Year 1</b></p> <p>sea, dream, meat, each, scream, read, head, bread, meant, instead</p> <p><b>Year 2</b></p> <p>safely, nicely, bravely, firstly, loudly, wisely, luckily, easily, happily, nearly</p> <p><b>Challenge</b></p> <p>Make sure you know what all of these words mean. Try to use them in a sentence.</p>




### **Week 2 – Computing Task**

This week we are beginning a new Computing topic called **Digital Painting**.

**How Can We Paint Using Computers?** Go through the Computing PowerPoint on the VLE and learn about the different tools available for us to create pieces of artwork digitally. Can you explain what each tool does?



## Week 3: Monday 26<sup>th</sup> April– Sunday 2<sup>nd</sup> May

Home Learning Reading	Home Learning Maths	Home Learning Spelling & Vocabulary
<p>You need to listen to your child read for at least <b>10 minutes</b> each day <b>5 times a week</b>.</p> <p>To help them understand what they are reading, talk together about the book</p> <p>If you ask them questions about what they are reading, this will help them to develop their comprehension skills.</p> 	<p>Log onto the Mathletics website <a href="http://www.Mathletics.co.uk">http://www.Mathletics.co.uk</a></p> <p><b>Complete the following Mathletics challenges...</b></p> <p><b>Year 1</b></p> <ul style="list-style-type: none"> <li>Groups of 10</li> </ul> <p><b>Year 2</b></p> <ul style="list-style-type: none"> <li>Magic Mental Addition</li> <li>Magic Mental Subtraction</li> </ul> <p><b>Year 1</b> -Count in 2s, 5s and 10s</p> <p><b>Year 2</b> - Times Tables— 2x, 3x, 5x and 10x</p>	<p><b>Year 1</b></p> <p>girl, bird, shirt, first, third, turn, hurt, church, burst, burn</p> <p><b>Year 2</b></p> <p>painful, mouthful, fearful, cheerful, thankful, harmful, useful, helpful, forgetful, colourful</p> <p><b>Challenge</b></p> <p>Make sure you know what all of these words mean. Try to use them in a sentence.</p>




## Week 3 – Computing Task

### Digital Painting - Using Shapes and Lines.

Go through the Computing PowerPoint on the VLE and discover what Abstract Art is. How can shapes and lines create a piece of artwork?



## Week 4: Monday 3<sup>rd</sup> May – Sunday 9<sup>th</sup> May

Home Learning Reading	Home Learning Maths	Home Learning Spelling & Vocabulary
<p>You need to listen to your child read for at least <b>10 minutes</b> each day <b>5 times a week</b>.</p> <p>To help them understand what they are reading, talk together about the book</p> <p>If you ask them questions about what they are reading, this will help them to develop their comprehension skills.</p> 	<p>Log onto the Mathletics website <a href="http://www.Mathletics.co.uk">http://www.Mathletics.co.uk</a></p> <p><b>Complete the following Mathletics challenges...</b></p> <p><b>Year 1</b></p> <ul style="list-style-type: none"> <li>Groups of 5</li> </ul> <p><b>Year 2</b></p> <ul style="list-style-type: none"> <li>Missing It!</li> <li>Partition Puzzle</li> </ul> <p><b>Year 1</b> -Count in 2s, 5s and 10s</p> <p><b>Year 2</b> - Times Tables— 2x, 3x, 5x and 10x</p>	<p><b>Year 1</b></p> <p>car, start, park, arm, star, are, were, our, garden, artist</p> <p><b>Year 2</b></p> <p>careless, homeless, lifeless, fearless, jobless, thankless, helpless, harmless, painless, powerless</p> <p><b>Challenge</b></p> <p>Make sure you know what all of these words mean. Try to use them in a sentence.</p>





## Week 4 – Computing Task

### Digital Painting – Making Careful Choices

Go through the Computing PowerPoint on the VLE and learn about Henri Matisse. How important are the shapes and colours we choose when making art?



## Week 5: Monday 10<sup>th</sup> May – Sunday 16<sup>th</sup> May

Home Learning Reading	Home Learning Maths	Home Learning Spelling & Vocabulary
<p>You need to listen to your child read for at least <b>10 minutes</b> each day <b>5 times a week</b>.</p> <p>To help them understand what they are reading, talk together about the book</p> <p>If you ask them questions about what they are reading, this will help them to develop their comprehension skills.</p> 	<p>Log onto the Mathletics website <a href="http://www.Mathletics.co.uk">http://www.Mathletics.co.uk</a></p> <p><b>Complete the following Mathletics challenges...</b></p> <p><b>Year 1</b></p> <ul style="list-style-type: none"> <li>Doubles and Halves to 20</li> </ul> <p><b>Year 2</b></p> <ul style="list-style-type: none"> <li>More or Less</li> <li>Tallies</li> </ul> <p><b>Year 1</b> -Count in 2s, 5s and 10s</p> <p><b>Year 2</b> - Times Tables— 2x, 3x, 5x and 10x</p>	<p><b>Year 1</b></p> <p>June, rule, rude, flute, use, tube, tune, huge, cute, cube</p> <p><b>Year 2</b></p> <p>illness, kindness, sadness, darkness, goodness, shyness, fitness, awareness, boldness, helpfulness</p> <p><b>Challenge</b></p> <p>Make sure you know what all of these words mean. Try to use them in a sentence.</p> 


### Week 5 – Computing Task

#### Digital Painting – Why Did I Choose That?

Go through the Computing PowerPoint on the VLE and recap the tools that we can use when creating art digitally. What tools will you need to recreate a piece of artwork by Kandinsky?



## Week 6: Monday 17<sup>th</sup> May – Sunday 23<sup>rd</sup> May

Home Learning Reading	Home Learning Maths	Home Learning Spelling & Vocabulary
<p>You need to listen to your child read for at least <b>10 minutes</b> each day <b>5 times a week</b>.</p> <p>To help them understand what they are reading, talk together about the book</p> <p>If you ask them questions about what they are reading, this will help them to develop their comprehension skills.</p> 	<p>Log onto the Mathletics website <a href="http://www.Mathletics.co.uk">http://www.Mathletics.co.uk</a></p> <p><b>Complete the following Mathletics challenges...</b></p> <p><b>Year 1</b></p> <ul style="list-style-type: none"> <li>• Halves and Quarters</li> </ul> <p><b>Year 2</b></p> <ul style="list-style-type: none"> <li>• Sorting Data</li> <li>• Making Graphs</li> </ul> <p><b>Year 1</b> -Count in 2s, 5s and 10s</p> <p><b>Year 2</b> - Times Tables— 2x, 3x, 5x and 10x</p>	<p><b>Year 1</b></p> <p>made, came, same, take, safe, date, lake, these, theme, complete</p> <p><b>Year 2</b></p> <p>statement, disappointment, development, placement, amazement, punishment, entertainment , agreement, enjoyment, treatment</p> <p><b>Challenge</b></p> <p>Make sure you know what all of these words mean. Try to use them in a sentence.</p>



## Week 6 – Computing Task


### Digital Painting – Independent Painting

Go through the Computing PowerPoint on the VLE and learn about pointillism. Think carefully about the skills you have learnt so far – can you now create a piece of digital artwork independently?





## Week 7: Monday 24<sup>th</sup> May – Sunday 30<sup>th</sup> May

Home Learning Reading	Home Learning Maths	Home Learning Spelling & Vocabulary
<p>You need to listen to your child read for at least <b>10 minutes</b> each day <b>5 times a week</b>.</p> <p>To help them understand what they are reading, talk together about the book</p> <p>If you ask them questions about what they are reading, this will help them to develop their comprehension skills.</p> 	<p>Log onto the Mathletics website <a href="http://www.Mathletics.co.uk">http://www.Mathletics.co.uk</a></p> <p><b>Complete the following Mathletics challenges...</b></p> <p><b>Year 1</b></p> <ul style="list-style-type: none"> <li>• Left or Right?</li> </ul> <p><b>Year 2</b></p> <ul style="list-style-type: none"> <li>• Picture Graphs</li> <li>• Column Graphs</li> </ul> <p><b>Year 1</b> -Count in 2s, 5s and 10s</p> <p><b>Year 2</b> - Times Tables— 2x, 3x, 5x and 10x</p>	<p><b>Year 1</b></p> <p>five, ride, like, time, side, home, those, woke, hope, hole</p> <p><b>Year 2</b></p> <p>payment, disagreement, measurement, shipment, achievement, replacement, amusement, assortment, appointment, employment</p> <p><b>Challenge</b></p> <p>Make sure you know what all of these words mean. Try to use them in a sentence.</p>



## Week 7 – Computing Task

### Digital Painting – Comparing Computer Art and Paintings

Go through the Computing PowerPoint on the VLE. After creating art with and without a computer, can you compare your work and decide which method you prefer and why?





## Optional extras...



- With an adult – go paddling/swimming in the sea, remember to stay safe...
- See what you can find in a rock pool...
- Name 2D and 3D shapes – count the sides/faces/vertices...
- How many days are in a week? Order the days of the week...
- How many months are in a year? ...Order the months of the year ...
- Count confidently forwards and backwards to 100...count in 1s... count in 10s...
- Know your number bonds to 10, 20 and 100...
- Count in 2s, 3s, 5s, 10s – forwards and backwards to 100...
- Double and half given numbers... e.g. double 2, double 6, half 8, half 10...
- Tell the time at least twice a day – O'clock, quarter past, half past and quarter to.
- Look in your garden or local park. Draw four different plants or trees. Can you name them?
- Talk about the places you have visited in Wirral. Where in Wirral is your favourite place to visit? Why is it your favourite?
- Make a map of our local area...

School reopens on **Tuesday 8<sup>th</sup> June**

**(Monday 7<sup>th</sup> June is an Inset Day – School is closed to pupils)**