

## WEST KIRBY PRIMARY SCHOOL

### Home Learning Tasks for Upper Key Stage Two

#### Year 5 and Year 6 – Spring 1 (2021)

##### Year 5 & Year 6 Information



- **Monday 4<sup>th</sup> January** :Inset Day – school closed for pupils
- **Tuesday 5<sup>th</sup> January** :School re-opens for Spring 1
- **Wednesday 20<sup>th</sup> January** : Amasing Fusion Event – Floral Pavilion New Brighton - TBC
- **Friday 5<sup>th</sup> February** – NSPCC Number Day
- **Tuesday 9<sup>th</sup> February** : Safer Internet Day - <https://www.saferinternet.org.uk/safer-internet-day/2021>
- **Friday 12<sup>th</sup> February** – Chinese New Year
- **Friday 12<sup>th</sup> February** : School closes

Red Book Bags and School Library Books should be returned to school every Wednesday.

Please encourage your children to read independently for at least 20 minutes a day 5 times a week, and to make sure that they have a speedy recall of all of their times tables. -

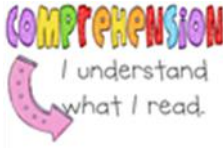

Thank you.



Please note ...When each child is registered on Mathletics the class teacher will set the account at the correct level according to their ability. The whole year group has the same Mathletics topic e.g. 'Model Numbers' but the questions that each individual child gets will vary depending on the level set on their account.



## Week 1 : Monday 4<sup>th</sup> January – Wednesday 6<sup>th</sup> January

Home Learning Reading	Home Learning Maths	Home Learning Spelling & Vocabulary
<p>You need to read for at least <b>20 minutes</b> a day <b>5 times</b> a week.</p> <p>To help you understand what you are reading <b>talk</b> with an adult in your family about your reading at least <b>twice</b> week.</p> <p>If they ask you questions this will help you to develop your comprehension skills.</p> 	<p>Log onto the Mathletics website <a href="http://www.mathletics.co.uk">http://www.mathletics.co.uk</a></p> <p><b>Complete the following Mathletics challenges...</b></p> <p><b>Year 5</b></p> <ul style="list-style-type: none"><li>• Arithmetic Test 2</li></ul> <p><b>Year 6</b></p> <ul style="list-style-type: none"><li>• Arithmetic Test 2</li></ul> <p><b>Year 5 &amp; 6</b></p> <p>Rapid mental recall of all the times tables up to 12 x 12</p>	<p>This week we would like you to learn 10 of these spellings. You will be tested on these spellings on <b>Thursday 7<sup>th</sup> January</b></p> <ol style="list-style-type: none"><li>1. professional</li><li>2. physical</li><li>3. interrupt</li><li>4. language</li><li>5. queue</li><li>6. recommend</li><li>7. rhyme</li><li>8. necessary</li><li>9. muscle</li><li>10. occupy</li></ol> <p><b>Challenge</b></p> <p>Make sure you know what all of these words mean</p> 

Due to Covid-19 we have not been using the computer suite at the moment. Computing lessons have taken place in the classroom, and the children have been taught the theory aspects of the curriculum. This half term we have set a computing task each week that the children can complete at home if they have access. The task will support what the children have been learning in school.

### Week 1 Computing @ Home

#### E-Safety



Refresh your E-Safety with this activity on Purple Mash

Play the online safety game – 2DIY3D

Just log in to your Purple Mash account and choose the activity in the E-Safety section or click [this link](#).



## Week 2 : Thursday 7<sup>th</sup> January – Wednesday 13<sup>th</sup> January

Home Learning Reading	Home Learning Maths	Home Learning Spelling & Vocabulary
<p>You need to read for at least <b>20 minutes</b> a day <b>5 times</b> a week.</p> <p>To help you understand what you are reading <b>talk</b> with an adult in your family about your reading at least <b>twice</b> week.</p> <p>If they ask you questions this will help you to develop your comprehension skills.</p> 	<p>Log onto the Mathletics website <a href="http://www.mathletics.co.uk">http://www.mathletics.co.uk</a></p> <p><b>Complete the following Mathletics challenges...</b></p> <p><b>Year 5</b></p> <ul style="list-style-type: none"> <li>• Are you ready? Length, perimeter, area</li> <li>• Perimeter of shapes</li> </ul> <p><b>Year 6</b></p> <ul style="list-style-type: none"> <li>• Are you ready? Units of Measurement</li> <li>• Grams &amp; Kilograms</li> </ul> <p><b>Year 5 &amp; 6</b></p> <p>Rapid mental recall of all the times tables up to 12 x 12</p>	<p>This week we would like you to learn 10 of these spellings. You will be tested on these spellings on <b>Thursday 14<sup>th</sup> January</b></p> <ol style="list-style-type: none"> <li>1. preferable</li> <li>2. regrettable</li> <li>3. reusable</li> <li>4. sealable</li> <li>5. sustainable</li> <li>6. undesirable</li> <li>7. undesirability</li> <li>8. unsuitable</li> <li>9. unsuitability</li> <li>10. viable</li> </ol> <p><b>Challenge</b></p> <p>Make sure you know what all of these words mean</p> 

Due to Covid-19 we have not been using the computer suite at the moment. Computing lessons have taken place in the classroom, and the children have been taught the theory aspects of the curriculum. This half term we have set a computing task each week that the children can complete at home if they have access. The task will support what the children have been learning in school.

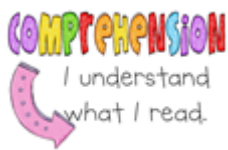

### Week 2 Computing @ Home

#### Vector Drawing

Explore vector drawings and begin to have an understanding that they are made up of simple shapes and lines. Use the main drawing tools within a software package such as Google Drawings, Publisher or PowerPoint. Follow this [link](#) for the lesson activity.



### Week 3: Thursday 14<sup>th</sup> January – Wednesday 20<sup>th</sup> January

Home Learning Reading	Home Learning Maths	Home Learning Spelling & Vocabulary
<p>You need to read for at least <b>20 minutes</b> a day <b>5 times</b> a week.</p> <p>To help you understand what you are reading <b>talk</b> with an adult in your family about your reading at least <b>twice</b> week.</p> <p>If they ask you questions this will help you to develop your comprehension skills.</p> 	<p>Log onto the Mathletics website <a href="http://www.mathletics.co.uk">http://www.mathletics.co.uk</a></p> <p><b>Complete the following Mathletics challenges...</b></p> <p><b>Year 5</b></p> <ul style="list-style-type: none"><li>• Area – square &amp; rectangles</li><li>• Converting units of area</li></ul> <p><b>Year 6</b></p> <ul style="list-style-type: none"><li>• Centimetres &amp; Meters</li><li>• Meters &amp; Kilometres</li></ul> <p><b>Year 5 &amp; 6</b></p> <p>Rapid mental recall of all the times tables up to 12 x 12</p>	<p>This week we would like you to learn 10 of these spellings. You will be tested on these spellings on <b>Thursday 21<sup>st</sup> January.</b></p> <ol style="list-style-type: none"><li>1. laughable</li><li>2. respectable</li><li>3. inevitable</li><li>4. arguably</li><li>5. noticeably</li><li>6. regrettably</li><li>7. reliably</li><li>8. comfortably</li><li>9. collectible</li><li>10. convertible</li></ol> <p><b>Challenge</b> Make sure you know what all of these words mean</p> 

Due to Covid-19 we have not been using the computer suite at the moment. Computing lessons have taken place in the classroom, and the children have been taught the theory aspects of the curriculum. This half term we have set a computing task each week that the children can complete at home if they have access. The task will support what the children have been learning in school.



### Week 3 Computing @ Home

#### Vector Drawing

Identify the shapes that are used to make vector drawings and create your own vector drawing by moving, resizing, rotating, and changing the colours of a selection of objects. Follow this [link](#) for the lesson activity.



## Week 4 – Thursday 21<sup>st</sup> January – Wednesday 27<sup>th</sup> January

Home Learning Reading	Home Learning Maths	Home Learning Spelling & Vocabulary
<p>You need to read for at least <b>20 minutes</b> a day <b>5 times</b> a week.</p> <p>To help you understand what you are reading <b>talk</b> with an adult in your family about your reading at least <b>twice</b> week.</p> <p>If they ask you questions this will help you to develop your comprehension skills.</p> 	<p>Log onto the Mathletics website <a href="http://www.mathletics.co.uk">http://www.mathletics.co.uk</a></p> <p><b>Complete the following Mathletics challenges...</b></p> <p><b>Year 5</b></p> <ul style="list-style-type: none"><li>• Multiply by 10, 100 &amp; 1000</li><li>• Divide by 10, 100 &amp; 1000</li></ul> <p><b>Year 6</b></p> <ul style="list-style-type: none"><li>• Operations with length</li><li>• Converting units of mass</li></ul> <p><b>Year 5 &amp; 6</b></p> <p>Rapid mental recall of all the times tables up to 12 x 12</p>	<p>This week we would like you to learn 10 of these spellings. You will be tested on these spellings on <b>Thursday 28<sup>th</sup> January</b></p> <ol style="list-style-type: none"><li>1. forcible</li><li>2. edible</li><li>3. inedible</li><li>4. illegible</li><li>5. inaudible</li><li>6. audible</li><li>7. resistible</li><li>8. sensible</li><li>9. flexibility</li><li>10. inevitably</li></ol> <p><b>Challenge</b></p> <p>Make sure you know what all of these words mean</p> 

Due to Covid-19 we have not been using the computer suite at the moment. Computing lessons have taken place in the classroom, and the children have been taught the theory aspects of the curriculum. This half term we have set a computing task each week that the children can complete at home if they have access. The task will support what the children have been learning in school.

### Week 4 Computing @ Home

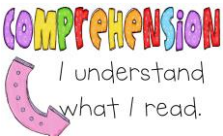

#### Vector Drawing

Increase the complexity of your vector drawings, using the Zoom tool to add extra detail to your work.

Follow this [link](#) for the lesson activity.



## Week 5 : Thursday 28<sup>th</sup> January – Wednesday 3<sup>rd</sup> February

Home Learning Reading	Home Learning Maths	Home Learning Spelling & Vocabulary
<p>You need to read for at least <b>20 minutes</b> a day <b>5 times</b> a week.</p> <p>To help you understand what you are reading <b>talk</b> with an adult in your family about your reading at least <b>twice</b> week.</p> <p>If they ask you questions this will help you to develop your comprehension skills.</p> 	<p>Log onto the Mathletics website <a href="http://www.mathletics.co.uk">http://www.mathletics.co.uk</a></p> <p><b>Complete the following Mathletics challenges...</b></p> <p><b>Year 5</b></p> <ul style="list-style-type: none"><li>• Are you ready? Fraction calculations</li><li>• Add like fractions</li></ul> <p><b>Year 6</b></p> <ul style="list-style-type: none"><li>• Angle sum of a quadrilateral</li><li>• Angle sum of a triangle</li></ul> <p><b>Year 5 &amp; 6</b></p> <p>Rapid mental recall of all the times tables up to 12 x 12</p>	<p>This week we would like you to learn 10 of these spellings. You will be tested on these spellings on <b>Thursday 4<sup>th</sup> February.</b></p> <ol style="list-style-type: none"><li>1. impossibly</li><li>2. irresponsibly</li><li>3. changeable</li><li>4. noticeable</li><li>5. referring</li><li>6. referred</li><li>7. preferring</li><li>8. preferred</li><li>9. transferring</li><li>10. transferred</li></ol> <p><b>Challenge</b></p> <p>Make sure you know what all of these words mean</p> 

Due to Covid-19 we have not been using the computer suite at the moment. Computing lessons have taken place in the classroom, and the children have been taught the theory aspects of the curriculum. This half term we have set a computing task each week that the children can complete at home if they have access. The task will support what the children have been learning in school.

### Week 5 Computing @ Home



#### Vector Drawing

Gain an understanding of layers and how they are used in vector drawings. Find out that each object is built on a new layer and that these layers can be moved forward and backward to create creative vector drawings.

Follow this [link](#) for the lesson activity.



## Week 6 : Thursday 4<sup>th</sup> February – Wednesday 10<sup>th</sup> February

Home Learning Reading	Home Learning Maths	Home Learning Spelling & Vocabulary
<p>You need to read for at least <b>20 minutes</b> a day <b>5 times a week</b>.</p> <p>To help you understand what you are reading <b>talk</b> with an adult in your family about your reading at least <b>twice week</b>.</p> <p>If they ask you questions this will help you to develop your comprehension skills.</p> 	<p>Log onto the Mathletics website <a href="http://www.mathletics.co.uk">http://www.mathletics.co.uk</a></p> <p><b>Complete the following Mathletics challenges...</b></p> <p><b>Year 5</b></p> <ul style="list-style-type: none"><li>• Subtract like fractions</li><li>• Decimal complements</li></ul> <p><b>Year 6</b></p> <ul style="list-style-type: none"><li>• Triangles: acute, right, obtuse</li><li>• Parts of a circle</li></ul> <p><b>Year 5 &amp; 6</b></p> <p>Rapid mental recall of all the times tables up to 12 x 12</p>	<p>This week we would like you to learn 10 of these spellings. You will be tested on these spellings on <b>Thursday 11<sup>th</sup> February</b>.</p> <ol style="list-style-type: none"><li>1. employee</li><li>2. referee</li><li>3. preference</li><li>4. co-own</li><li>5. co-operate</li><li>6. co-ordinate</li><li>7. re-enter</li><li>8. ceiling</li><li>9. receipt</li><li>10. receive</li></ol> <p><b>Challenge</b></p> <p>Make sure you know what all of these words mean</p> 

Due to Covid-19 we have not been using the computer suite at the moment. Computing lessons have taken place in the classroom, and the children have been taught the theory aspects of the curriculum. This half term we have set a computing task each week that the children can complete at home if they have access. The task will support what the children have been learning in school.

### Week 6 Computing @ Home

#### E-Safety

Tuesday is Safer Internet Day, so create a poster on Purple Mash to promote E-Safety in our school.

Just log in to your Purple Mash account and select the E-Safety poster activity or click [this link](#).



## Optional extras...

- Recite your times tables forwards and backwards all the way up to 12 x 12
- Take up a new sport to keep you fit and healthy
- Create a crossword or word search
- Play Sudoku to develop your reasoning
- Play Live Mathletics
- Design an Invaders & Settlers board game- think about characters, rules, board style, objective for the game
- Find out about Viking invaders on the Wirral
- Learn common fraction, decimal and percentage equivalences e.g.  $\frac{1}{2}=0.5=50\%$
- Tell the time both in analogue and digital, convert between 12 and 24hr time
- Get someone to set you a maths problem to solve e.g If I put a cake in the oven at 3.30pm and it takes 45 minutes to bake and 20 minutes to cool, what time can I eat the cake? Make up some maths problems of your own for someone to solve. Bring it in to school for us to have a go at in class.
- Create some wild art
- With an adult, go stargazing

8			4	6			7
	1				4		
					6	5	
5		9		3		7	8
				7			
	4	8		2		1	3
	5	2					9
		1					
3			9		2		5

**Thank you for your support, have a lovely  
half term break!**