


Phonics Screening Check

Information for parents.

Aims of the meeting ...



- What the Phonics Screening Check is?
- When does the check take place?
- What will the children do?
- How are school supporting your child?
- How you can help your child at home



What is Phonics?



Children are taught to read by breaking down (segmenting) words into separate sounds or 'phonemes'. They are then taught how to blend these sounds together to read the whole word.

Children in EYFS and Key Stage 1 have a phonics lesson daily and they are encouraged to use these strategies to read and write in other lessons.


What is the Phonics Screening Check?



Key stage 1

Phonics screening check

Pupils' materials



In September 2011, the Government announced that a new, statutory phonics screening check for all children in Year 1 would be introduced.

When will the screening happen?



Every Year 1 child in the country will be taking the Phonics Screening Check in the week beginning 6th June 2022.

Any Year 2 children who didn't meet the standard last year will re-sit the check in the same week.

The results will be reported to parents as part of the annual school report.

What is the aim of the check?


- The Phonics Screening Check is designed to confirm whether individual children have learnt phonic decoding (i.e. apply their knowledge of letter-sound relationships) and blending (i.e. the skill of joining individual speech sounds [phonemes] together to make a word) skills to an appropriate standard

- This 'mid-point' check will allow teachers to fill any gaps in children's knowledge in Year 2.

Key stage 1

Phonics screening check

Pupils' materials




How do children reach the standard?



Your child will be scored against a national standard, and the main result will be whether or not they are 'working towards the expected standard' or 'have met the expected standard'.

The threshold mark is not available until all marks are sent in nationally to get a benchmark.



In the past, the "pass threshold" has been 32, which means children had to read at least 32 words out of 40 correctly.


When do we report to parents?



By the end of the summer term all schools must report each child's results to their parents. They will also confirm if the child has met the standard threshold. Children who do not achieve the expected level will retake the test when they are in Year 2.

The results will be reported to parents as part of the annual school report.

What do we expect children to do?



- The check is very similar to tasks the children already complete during phonics lessons
- Children will be asked to 'sound out' a word and blend the sounds together, eg d-o-g - dog
- The focus of the check is to see which sounds the children know

THIS IS NOT A READING TEST

Example words



Alien/Pseudo
words

Section 2

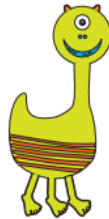
var



slirt



weaf



pobe



Section 2

twice



gloom

turn

mode

Real words

Why are there pseudo (alien) words?



The pseudo words will be shown to your child with a picture of an alien. This provides the children with a context for the pseudo word which is independent from any existing vocabulary they may have. Pseudo words are included because they will be new to all pupils; they do not favour children with a good vocabulary knowledge or visual memory of words.


How will the children complete the check?



The check contains 40 words.

Each child will sit one-to-one and read each word aloud to a teacher. The check will take approximately 10 minutes per child, although all children are different and will complete the check at their own pace. The list of words the children read is a combination of 20 real words and 20 pseudo words (alien words).

Example of the 40 words ...



Section 1			
Word	Correct	Incorrect	Comment
tox			
bim			
vap			
ulf			
geck			
chom			
tord			
thazz			
blan			
steck			
hild			
quemp			
shin			
gang			
week			
chill			
grit			
start			
best			
hooks			


Section 2			
Word	Correct	Incorrect	Comment
voo			
jound			
terg			
fape			
snemp			
blurst			
spron			
stroft			
day			
slide			
newt			
phone			
blank			
trains			
strap			
scribe			
rusty			
finger			
dentist			
starling			

Total correct	
---------------	--



Useful websites ...


Here are some links to helpful websites that give more information on the teaching of Phonics and the Phonics Screening Check:

- [Oxford Owl](#)
 - [YouTube - phoneme pronunciation](#)
- 

How is your child being supported at school?




- Daily phonics sessions with a focus on all phase 5 graphemes and revisiting phases 2,3 and 4
- Small phonics groups (not whole class)
- Additional sessions that support digraph recognition and the decoding of real and nonsense words
- Intervention for children who, based on current assessments, have been identified as potentially performing below expectations or for those needing a 'boost'
- Regular monitoring
- Practice tests so that your child knows what to expect



How can you help your child at home?



- Phonics key ring – ideally this should be done at least twice a day.
- Read as much as possible **to** and **with** your child
- Help your child learn their weekly spellings.
- Encourage your child to read words in the environment
- Encourage and praise – get them to have a ‘good guess’.
- If your child is struggling to decode a word, help them by encouraging them to say each sound in the word from left to right.
- Blend the sounds by pointing to each one, e.g. /c/ in cat, /p/ in pat, /ng/ in sing, /ee/ in been. Next move your finger under the whole word as you say it.
- Discuss the meaning of words if your child does not know what they have read.





A helpful strategy ...

Remind your child to look for the following when faced with an unfamiliar word (real or alien/pseudo)

- 
- Look for any familiar digraphs first, then any trigraphs, then any split digraphs.



Online Phonics Games

Click on the links below to access free phonics games.

[Phonics Bloom](#)

[Education.com](#)


[Top Marks](#)

[Phonics Play](#)



Questions

Thank you for attending.
We hope you found it useful.




If you have any further questions you can arrange to speak to your child's class teacher or you can email our Key Stage One email address.

ks1@westkirbyprimaryschool.co.uk

Thank you!



Thank you for your ongoing support.



**Thank
You!**