

Summer 1 2022

Topic: Tasty Tales

WEST KIRBY PRIMARY SCHOOL

Home Learning for Foundation 2



EYFS Dates :

- **Monday 25th April** – School opens
- **Monday 2nd May** – Bank holiday, school closed
- **Tuesday 17th May** – Class photos
- **Monday 23rd May - Friday 27th May** – Healthy Schools Week
- **Friday 27th May** – School closes for Whit break
- **Monday 6th June** – Platinum Jubilee bank holiday school closed
- **Tuesday 7th June** – Inset Day – school closed
- **Wednesday 8th June** – School opens

Reading

F2 need to bring their book bags into school every Monday

Please can we ask you to ensure that you complete your child's Reading Record each week. There is a comments section for you to provide us with brief feedback about what your child has particularly enjoyed or benefitted from, and anything they have found tricky and need more help with.

F2 Reading books will be changed once a week. They will be taken out of the book bags on Monday and new ones sent home on Wednesday.

Reading is the key skill that children need in order to be successful in their learning. We would like to work together with you, to help your child develop the skills needed to become a confident and successful reader.

We therefore ask that you share a story with your child at least 5 times a week. This could be a library book or any other favourite book from home.

- Encourage your child to:
- Ask questions about books they read with you.
- Question new or unknown vocabulary.
- Explain their opinions or express their feelings about books they have listened to.
- Predict what might happen next based on what has been read so far.

Phonics

This term we are now moving onto Phase 3 of Letters and Sounds.

Phonics Glossary

blend (vb) — to draw individual sounds together to pronounce a word, e.g. s-n-a-p, blended together, reads snap

cluster — two (or three) letters making two (or three) sounds, e.g. the first three letters of 'straight' are a consonant cluster

digraph — two letters making one sound, e.g. sh, ch, th, ph.

vowel digraph — two letters which, together, make one vowel sound, e.g. ai, oo, ow

split digraph — two letters, split, making one sound, e.g. a-e as in make or i-e in site

grapheme — a letter or a group of letters representing one sound, e.g. sh, ch, igh, ough (as in 'though')

grapheme-phoneme correspondence (GPC) — the relationship between sounds and the letters which represent those sounds; also known as 'letter-sound correspondences'

mnemonic — a device for memorising and recalling something, such as a snake shaped like the letter 'S'

phoneme — the smallest single identifiable sound, e.g. the letters 'sh' represent just one sound, but 'sp' represents two (/s/ and /p/)

segment (vb) — to split up a word into its individual phonemes in order to spell it, e.g. the word 'cat' has three phonemes: /c/, /a/, /t/

VC, CVC, CCVC, CVCC — the abbreviations for vowel-consonant, consonant-vowel-consonant, consonant-consonant-vowel-consonant, which are used to describe the order of letters in words, e.g. am, ham, slam, last.

For a video guide to the articulation of pure sounds, follow the links below.

www.youtube.com/watch?v=mWLPffbMNXo

Letter Formation

In addition to the above activities it would be helpful to practise letter formation with your child, This does not always need to be done on paper but could be drawn in the air, on each other's backs, written in shaving foam or in trays of rice etc They can also be formed by driving toy cars around the letter shape or writing the letter outside using water and an old squeeze bottle such as a washing up liquid bottle or just . Zip lock bags filled with cheap hair gel or something similar can also be used for letter formation.

We are using the Ruth Miskin letter rhymes to reinforce correct formation. These can be seen by following the link below.

<http://www.linakerschool.co.uk/read-write-inc-letter-formation-rhymes-1/>

See also www.doorwayonline.org.uk/letterformation for demonstrations of correct letter formation.

Tricky Words to Learn

In addition to their reading books, F2 children will also have sight vocabulary words to learn. These can be found in the front of their reading record books. They should be practised for approximately 5 minutes at least 5 times a week in order to develop instant recognition. We will check these words at least every half term and add new words when needed.

Phonic Keyrings

In addition to these activities, your child will bring home a key ring, with the graphemes that we have been learning attached.

We will add new graphemes as they are introduced each week at school. We ask that you look at these regularly with your child, in order to build confidence and instant recognition.

Suggested phonics websites and apps









PHASE 2 & 3 - Suggested websites:

Maths



There are lots of practical opportunities for practising maths in everyday activities. For example:

- Counting apples into a bag in the supermarket – how many more are needed, are there too many?
- Working out how many toys will fit in the box
- Sharing out segments of an orange
- Weighing ingredients to make a cake
- Pairing up socks which are the same size
- Counting goals in a game of football – who is winning? How many more goals have they scored?
- Going on a journey – over the bridge, through the tunnel, behind the station


We have put a range of maths activities related to the maths we are learning in school into a 'Pick & Mix' grid. We ask that you try to complete one of these activities each week.

Maths Pick & Mix Spring 2 2022 F2			
<p>Go on a walk around your area. How many red cards do you see? How many blue? Can you record your findings in a tally chart?</p> 	<p>Go on a walk and collect 15 rocks/shells. Using a permanent marker, write the numbers 1-15 on the shells/rocks. Can you put them in order?</p> 	<p>Make your own Number Bond Hands. Draw and cut around your own hands and write your number bonds to 10 as number sentences.</p> 	<p>Explore the Caterpillar Ordering/Sequencing game on Top Marks 1-10</p> <p>https://www.topmarks.co.uk/ordering-and-sequencing/caterpillar-ordering</p>
<p>A one less action rhyme Sing the '5 Little Speckled Frogs' song and press on a frog as you say 'One jumped into the pool...'. Five Little Speckled Frogs, Sat on a speckled log, Eating some most delicious bugs. Yum, yum! One jumped into the pool, Where it was nice and cool. T hen there were four green speckled frogs. Grub, grub!</p> <p>Play the game.</p>	<p>Explore the symmetry game on Top Marks</p> <p>Symmetry Matching</p> 	<p>Make some playdoh and roll small amounts into little balls. Count out an amount. Roll a dice and count the dots. Can you smash the correct number of balls?</p> 	<p>Draw a butterfly on a piece of paper and cut it out. Paint half of the butterfly and whilst the paint is still wet, fold it in half and transfer paint to the other side. What do you notice about the butterfly? Is it symmetrical?</p> 
<p>Using a cup and lollipop stick, explore the weight of small objects. Can you sort them into heavy and light? Can you order 2/3 items by their weight?</p>	<p>Finger paint the correct amount for numbers 1-10</p> 	<p>Explore adding two single digits together by using different coloured pieces of Lego. Count the total to find the answer and practise 'counting on'.</p> 	<p>Represent number bonds to 10 by drawing spots on each side of a lady bird. You could do this outdoors using chalk, paint, or coloured pencils and paper</p>


Week 1: Monday 25th April – Sunday 1st May

Home Learning Phonics	Home Learning Maths	Home Learning Art
<p>Revision of 'oi' 'ar' 'or' 'ur' 'ow'</p> <p>Play Phonics Pop focusing 'oi' 'ar' 'or' 'ur' 'ow'</p> <p>Write oi, ow, ar, or & ur words on pieces of paper and hide them around the room / house. Set a timer and ask your child to find as many as they can and read them before the timer runs out.</p> <p>Practise writing the tricky words her & all. This could be done in the air or with a range of media such as chalks, felt pens, water & paintbrushes, in a tray of shaving foam etc.</p>	<p>Choose an activity from the F2 Maths Pick & Mix grid above.</p> 	<p>Listen to the story of Handa's surprise.</p>  <p>Draw a picture of your favourite animal and fruit from the story.</p>


Week 2: Monday 2nd May – Sunday 8th May

Home Learning Phonics	Home Learning Maths	Home Learning Art
<p>Introduction of 'air'</p> <p>Watch Mr Thorne video for air</p> <p>Play Dinosaur Eggs focusing on 'air'</p> <p>Write a sentence containing the words 'her' and 'hair' eg Her hair was long. She brushed her long hair.</p>	<p>Choose an activity from the F2 Maths Pick & Mix grid above.</p> 	<p>Using playdough make a sculpture of yourself. Think about your face – Where are your eyes/nose/mouth? How many arms do you have?</p> <p>Here is a great no cook playdough recipe to make your own.</p>



Week 3: Monday 9th May – Sunday 15th May

Home Learning Phonics	Home Learning Maths	Home Learning Art
<p>Introduction of 'ear'</p> <p>Watch Mr Thorne video for ear.</p> <p>Play Phonics Pop focusing on ow, oi, ear, er</p> <p>Practise writing the tricky words 'her' & 'they'. Try to put them into a sentence and draw a picture to go with it.</p>	<p>Choose an activity from the F2 Maths Pick & Mix grid above.</p> 	<p>With your grown up, retell the story of Goldilocks and the Three bears.</p> <p>Paint a picture of your favourite part of the story.</p> <p>You could use paint or go outside and make pictures using water on bricks or stones.</p>

Week 4: Monday 16th May – 22th May

Home Learning Phonics	Home Learning Maths	Home Learning Art
<p>Introduction of 'ure'</p> <p>Watch Mr Thorne video for 'ure'</p> <p>Play 'Buried Treasure' Phase 3 focusing on 'ure'</p> <p>Write a sentence containing the tricky word 'some'. Chop the sentence up into individual words, mix them up and then reassemble the sentence.</p>	<p>Choose an activity from the F2 Maths Pick & Mix grid above.</p> 	<p>Take a look outside your window. Talk with your grown up about what can you see.</p> <p>. What colours can you see? What shapes can you see?</p> <p>Draw a picture of what you can see outside the window.</p>

Week 5: Monday 23rd May – 27th May

Home Learning Phonics	Home Learning Maths	Home Learning Art
<p>Introduction of 'er'</p> <p>Watch Mr Thorne video for 'er'</p> <p>Play 'Dragon's Den' Phase 3 focusing on er</p> <p>Go on a hunt for 'er' words around your house or garden. How many things can you find that contain this sound? Eg cooker, letter, freezer</p>	<p>Choose an activity from the F2 Maths Pick & Mix grid above.</p> 	<p>Look at the picture Composition VIII by Wassily Kandinsky.</p>  <p>What do you notice about the picture? What shapes can you see? What do you think the painting might be showing?</p>