

Summer Term 1 Topic: Marvellous Minibeasts

WEST KIRBY PRIMARY SCHOOL

Home Learning for Foundation 1

Summer 1 2021



EYFS Dates:

Wednesday 14th April 4.30 – 5.00
EYFS Maths Presentation on TEAMS

Wednesday 28th April 4.30 -5.00
Handwriting & Letter Formation
Presentation on TEAMS

Tuesday 4th & Thursday 6th May
Parents Evenings

Reading

Reading is the key skill that children need in order to be successful in their learning. We would like to work together with you, to help your child develop the skills needed to become a confident and successful reader.

We therefore ask that you share a story with your child at least 5 times a week. This could be their school library book or any other favourite book from home.

Encourage your child to:

- Ask questions about books they read or have read to them.
- Question new or unknown vocabulary.
- Explain their opinions or express their feelings about books they have read or listened to.
- Predict what might happen next based on what has been read so far.



Suggested phonics websites and apps

PHASE 1 - Suggested websites:

- www.phonicsplay.co.uk – Phase 1 phonic games
- www.letters-and-sounds.com – Phase 1 phonic games
- www.phonicsbloom.com – Phase 1 phonic games
- [Pre-reading skills \(familylearning.org.uk\)](http://Pre-reading%20skills%20(familylearning.org.uk)) -ideas for pre reading activities & games

Phonics Glossary

blend (vb) — to draw individual sounds together to pronounce a word, e.g. s-n-a-p, blended together, reads snap

cluster — two (or three) letters making two (or three) sounds, e.g. the first three letters of 'straight' are a consonant cluster

digraph — two letters making one sound, e.g. sh, ch, th, ph.

vowel digraph — two letters which, together, make one vowel sound, e.g. ai, oo, ow

split digraph — two letters, split, making one sound, e.g. a-e as in make or i-e in site

grapheme — a letter or a group of letters representing one sound, e.g. sh, ch, igh, ough (as in 'though')

grapheme-phoneme correspondence (GPC) — the relationship between sounds and the letters which represent those sounds; also known as 'letter-sound correspondences'

mnemonic — a device for memorising and recalling something, such as a snake shaped like the letter 'S'

phoneme — the smallest single identifiable sound, e.g. the letters 'sh' represent just one sound, but 'sp' represents two (/s/ and /p/)

segment (vb) — to split up a word into its individual phonemes in order to spell it, e.g. the word 'cat' has three phonemes: /c/, /a/, /t/

VC, CVC, CCVC, CVCC — the abbreviations for vowel-consonant, consonant-vowel-consonant, consonant-consonant-vowel-consonant, which are used to describe the order of letters in words, e.g. am, ham, slam, last.

For a video guide to the articulation of pure sounds, follow the links below.

www.youtube.com/watch?v=mWLPpfbMNXo

<http://www.ruthmiskin.com/en/resources/sound-pronunciation-guide/>


Maths

There are lots of practical opportunities for practising maths in everyday activities. For example:



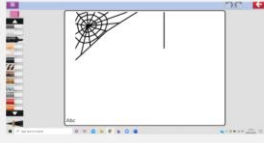

- Counting apples into a bag in the supermarket – how many more are needed, are there too many?
- Working out how many toys will fit in the box
- Sharing out segments of an orange
- Weighing ingredients to make a cake
- Pairing up socks which are the same size
- Counting goals in a game of football – who is winning? How many more goals have they scored?
- Going on a journey – over the bridge, through the tunnel, behind the Station

Your child also has access to the Numbots maths website and their password can be found in their Tapestry journal. Please ask one of the EYFS staff or email eyfs@westkirbyprimaryschool.co.uk if you can't find your child's login.





We have put a range of maths activities related to the maths we are learning in school into a 'Pick & Mix' grid. We ask that you try to complete one of these activities each week.

Maths Pick & Mix Summer 1 2021 F1			
Ask a grown up to blindfold you. Your grown up will perform a number of claps. Can you count how many claps they do? Take it in turns.	Using playdoh, can you make a shape? Try making a triangle or a square. What can you tell your grown up about that shape? How many sides does it have? How many corners	Read/listen to the story The Very Hungry Caterpillar. Count how many the caterpillar eats each time. Can you show that amount on your fingers? What about showing it in a different way. https://www.youtube.com/watch?v=75NQK-SmIYY	Explore the Caterpillar Ordering/Sequencing game on Top Marks 1-10 https://www.topmarks.co.uk/ordering-and-sequencing/caterpillar-ordering
A one less action rhyme Sing the '5 Little Speckled Frogs' song and press on a frog as you say 'One jumped into the pool...'. Five Little Speckled Frogs, Sat on a speckled log, Eating some delicious bugs. Yum, yum! One jumped into the pool, Where it was nice and cool. Then there were four green speckled frogs. Grub, grub! Play the game https://www.ictgames.com/mobilePage/speckledFrogs/	Explore the symetry game on Top Marks https://www.topmarks.co.uk/symmetry/symmetry-matching 	Using toy animals/teddies can you sort them into 3 groups - big, medium and small. 	 Draw a butterfly on a piece of paper and cut it out. Paint half of the butterfly and whilst the paint is still wet, fold it in half and transfer paint to the other side. What do you notice about the butterfly? Is it symmetrical?
 Help out your grown ups by pairing the socks of clean washing!	 Finger paint the correct amount for numbers 1-10	Learn the song 5 current buns https://www.youtube.com/watch?v=-mi79hRcSXI Can you use objects to represent what you are singing?	Using a washing basket, go around your house and collect 10 different items. Have a look at their size/colour/shape/texture. Practise sorting the objects in different ways. 



Week 1: Monday 12th April – Sunday 18th April

Home Learning Phonics	Home Learning Maths	Home Learning Computing
<p>Can you make up your own rhyming names for your toys? For example Freddie Teddy, Mego Lego, Molly Dolly, Star Car..... The story Chicken Licken has lots of rhyming names. You can hear the story by clicking this link.</p> 	<p>Choose an activity from the F1 Maths Pick & Mix grid above.</p> 	<p>2Do: Spider on a Web Create your own spider This has been set as a 2Do https://www.purplemash.com/#app/pap/animals/spider_free</p>  

Week 2: Monday 19th April – Sunday 25th April

Home Learning Phonics	Home Learning Maths	Home Learning Computing
<p>Chanting alliteration words to music with actions.</p> <p>Put on some music with a good beat. Choose a letter and think of something that begins with that letter. For example, if your letter is s, you might say sun. You then chant the word sun' to the beat of the music perhaps 4 to 8 times. Then choose another word beginning with the same letter.</p> 	<p>Choose an activity from the F1 Maths Pick & Mix grid above.</p> 	<p>2Do: Butterfly Life Cycle Can you bring some colour and label a butterfly's life cycle? https://www.purplemash.com/#app/pap/nature/butterfly_lifecycle</p>  

Week 3: Monday 26th April– Sunday 2nd May

Home Learning Phonics	Home Learning Maths	Home Learning Computing
 <p>Play Sound Starters and guess the mystery sounds.</p>	<p>Choose an activity from the F1 Maths Pick & Mix grid above.</p>	<p>Measuring Mini Mash</p> <p>Go to Mini Mash. Click on the little boy with the building blocks - n counting. Scroll across to Measuring. Click on number 1 - Find the</p> <p>https://www.purplemash.com/#app/pup/Tallest_Quiz</p> 



Week 4: Monday 3rd – Sunday 9th May

Home Learning Phonics

Play I spy. You could do this by looking for something beginning with a chosen letter. Alternatively, you could talk a word for your partner to guess e.g. p-σ-t or b-σ-x



Home Learning Maths

Choose an activity from the F1 Maths Pick & Mix grid above.



Home Learning Computing

Minibeasts - Matching Pairs Mini Mash

Go to Mini Mash. Click on the children at the table. Click on Pairs Game 4 Cards. Scroll across to Snail. Can you find the matching pictures of minibeasts in my garden?

https://www.purplemash.com/#app/mini_mash/mm_twopairs_snail



Week 5: Monday 10th May – Sunday 16th May

Home Learning Phonics

Put some noisy objects in a box or under a blanket e.g. crisp packet, keys, electric toothbrush. Then say this rhyme : noisy neighbour, noisy neighbour, what's that noise? Ask your grown up to make a noise using one of the objects. Can you guess what it is? Now can you make the noises for your grown up to guess?



Home Learning Maths

Choose an activity from the F1 Maths Pick & Mix grid above.



Home Learning Computing

Create your own insect

Can you invent your own insect?

<https://www.purplemash.com/#app/pap/animals/minibeast>



Week 6: Monday 17th May – Sunday 23rd May

Home Learning Phonics

Play [Welcome to the Zoo](#) and guess the animal noises.



Home Learning Maths

Choose an activity from the F1 Maths Pick & Mix grid above.

Home Learning Computing

Minibeast Captions

Choose a mini beast and create a caption for it
This has been set as a 2Do

https://www.purplemash.com/#app/pup/minibeast_captions_2



Week 7: Monday 24th May – Sunday 30th May

Home Learning Phonics

Add a rhyme. Begin with a sentence such as, 'On my way to the shop I saw a dog.' Ask your child to add something which rhymes with dog such as 'frog'. Repeat the sentence, adding this word. 'On my way to the shop I saw a frog and a dog. Continue until you run out of rhymes! You could draw picture prompts to help your child remember the sequence.



Home Learning Maths

Choose an activity from the F1 Maths Pick & Mix grid above.



Home Learning Computing

Magnifying Glass

Can you show me what things look like when looking through a magnifying glass?

https://www.purplemash.com/#app/pap/size_and_shape/mag_glass



