

# Summer Term 2 Topic: Ourselves

WEST KIRBY PRIMARY SCHOOL

Home Learning for Foundation 2

Autumn 1 2021



## EYFS Dates :

- **Wednesday 1<sup>st</sup> September:** School closed – Inset Day
- **Thursday 2<sup>nd</sup> September:** School Reopens to pupils in Year 1 - 6
- **Tuesday 19<sup>th</sup> & Thursday 21<sup>st</sup> October:** Parent's Evening
- **Friday 22<sup>nd</sup> October:** School closed – Inset Day

## Reading

**F2 need to bring their book bags into school every Monday & Wednesday**

Please can we ask you to ensure that you complete your child's Reading Record each week. There is a comments section for you to provide us with brief feedback about what your child has particularly enjoyed or benefitted from, and anything they have found tricky and need more help with.

F2 Reading books will be changed once a week. They will be taken out of the book bags to quarantine on Monday and new ones sent home on Wednesday.

School Library books will be changed every Monday afternoon.

Reading is the key skill that children need in order to be successful in their learning. We would like to work together with you, to help your child develop the skills needed to become a confident and successful reader.

We therefore ask that you share a story with your child at least 5 times a week. This could be their school library book or any other favourite book from home.

For parents of children in F2 we also ask that you spend about 10 minutes listening to your child read their reading book and talk together about the book at least 3 times each week.

Encourage your child to:

- Ask questions about books they read or have read to them.
- Question new or unknown vocabulary.
- Explain their opinions or express their feelings about books they have read or listened to.
- Predict what might happen next based on what has been read so far.



### Tricky Words to Learn

In addition to their reading books, F2 children will also have sight vocabulary words to learn. These can be found in the front of their reading record books. They should be practised for approximately 5 minutes at least 5 times a week in order to develop instant recognition. We will check these words at least every half term and add new words when needed.

Below are some suggested activities to practise gaining instant recognition of these non-decodable words:

Write out 2 sets of the words to be practiced on pieces of card, and use them to play the following games:

- Memory game - Spread the cards out face down and try to pick up 2 that match, saying the words as they are turned over.
- Hide & seek - Place the cards in different places around the room and ask your child to find them, bring them back and read you the words.
- Spread the cards face down on the floor and ask your child to jump on words as you call them out. Some children like the challenge of being timed.
- Beat the clock - Use the cards as flashcards and see how quickly your child can read them. Alternatively, you could see how many they can read in a minute. Next time they do it they try to improve their score.
- Pairs - Share out the cards between 2 people and place them facing upwards. Take turns to swap a card until each player has all their cards in pairs.
- Take turns to pick up a word card and think of sentences which have that word in them.
- Put the cards face down. Take turns to pick up a card without the other person seeing it, and write the word with your finger on your partner's back. Can they guess which one it is and write it down?

### Phonic Keyrings

In addition to these activities, your child will bring home a key ring, with the graphemes that we have been learning attached. We will add new graphemes as they are introduced each week at school. We ask that you look at these regularly with your child, in order to build confidence and instant recognition.

### Suggested phonics websites and apps

PHASE 2 & 3 - Suggested websites:

[www.phonicsplay.co.uk](http://www.phonicsplay.co.uk)

[www.bbc.co.uk/cbeebies/games/alphablocks-games](http://www.bbc.co.uk/cbeebies/games/alphablocks-games)

[www.teachyourmonstertoread.com](http://www.teachyourmonstertoread.com)

[www.ictgames.com](http://www.ictgames.com)

[www.starfall.com](http://www.starfall.com)

<https://hungrylittleminds.campaign.gov.uk/>

[www.topmarks.co.uk](http://www.topmarks.co.uk)

[www.oxfordowl.co.uk](http://www.oxfordowl.co.uk)

Mr T's Phonics - [https://www.youtube.com/channel/UC7sW4j8p7k9D\\_qRRMUsGqyw](https://www.youtube.com/channel/UC7sW4j8p7k9D_qRRMUsGqyw)

## PHASE 2 & 3 - Suggested iPad apps:

### Free apps:

Pocket Phonics

Doodle Buddy

Simplex Spelling Phonics

Cambugs Letter Sounds

[www.nessy.com/uk/apps/hairy-letters/](http://www.nessy.com/uk/apps/hairy-letters/)

### Paid for Apps:

ABC Pocket Phonics

Cambugs Phonics

Hairy Letters -

Squeebles spelling app

## Phonics Glossary

**blend** (vb) — to draw individual sounds together to pronounce a word, e.g. s-n-a-p, blended together, reads snap

**cluster** — two (or three) letters making two (or three) sounds, e.g. the first three letters of 'straight' are a consonant cluster

**digraph** — two letters making one sound, e.g. sh, ch, th, ph.

**vowel digraph** — two letters which, together, make one vowel sound, e.g. ai, oo, ow

**split digraph** — two letters, split, making one sound, e.g. a-e as in make or i-e in site

**grapheme** — a letter or a group of letters representing one sound, e.g. sh, ch, igh, ough (as in 'though')

**grapheme-phoneme correspondence (GPC)** — the relationship between sounds and the letters which represent those sounds; also known as 'letter-sound correspondences'

**mnemonic** — a device for memorising and recalling something, such as a snake shaped like the letter 'S'

**phoneme** — the smallest single identifiable sound, e.g. the letters 'sh' represent just one sound, but 'sp' represents two (/s/ and /p/)

**segment** (vb) — to split up a word into its individual phonemes in order to spell it, e.g. the word 'cat' has three phonemes: /c/, /a/, /t/

**VC, CVC, CCVC, CVCC** — the abbreviations for vowel-consonant, consonant-vowel-consonant, consonant-consonant-vowel-consonant, which are used to describe the order of letters in words, e.g. am, ham, slam, last.

For a video guide to the articulation of pure sounds, follow the links below.

[www.youtube.com/watch?v=mWLpffbMNXo](http://www.youtube.com/watch?v=mWLpffbMNXo)

<http://www.ruthmiskin.com/en/resources/sound-pronunciation-guide/>

## Letter Formation

In addition to the above activities it would be helpful to practise letter formation with your child. This does not always need to be done on paper but could be drawn in the air, on each other's backs, written in shaving foam or in trays of rice etc. They can also be formed by driving toy cars around the letter shape or writing the letter outside using water and an old squeeze bottle such as a washing up liquid bottle or just . Zip lock bags filled with cheap hair gel or something similar can also be used for letter formation.

We are using the Ruth Miskin letter rhymes to reinforce correct formation. These can be seen by following the link below.

<http://www.linakerschool.co.uk/read-write-inc-letter-formation-rhymes-1/>

See also [www.doorwayonline.org.uk/letterformation](http://www.doorwayonline.org.uk/letterformation) & [http://www.ictgames.com/sky\\_writing.html](http://www.ictgames.com/sky_writing.html) for demonstrations of correct letter formation.

# Maths




There are lots of practical opportunities for practising maths in everyday activities. For example:

- Counting apples into a bag in the supermarket – how many more are needed, are there too many?
- Working out how many toys will fit in the box
- Sharing out segments of an orange
- Weighing ingredients to make a cake
- Pairing up socks which are the same size
- Counting goals in a game of football – who is winning? How many more goals have they scored?
- Going on a journey – over the bridge, through the tunnel, behind the Station



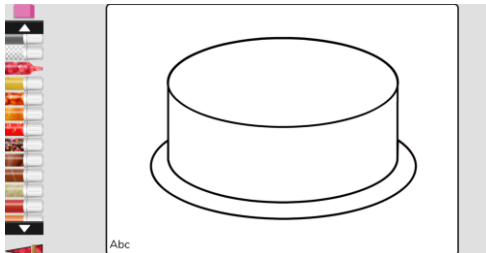

Your child also has access to the Numbots maths website and their password can be found in their Tapestry journal. Please ask one of the EYFS staff or email [eyfs@westkirbyprimaryschool.co.uk](mailto:eyfs@westkirbyprimaryschool.co.uk) if you can't find your child's login.

We have put a range of maths activities related to the maths we are learning in school into a 'Pick & Mix' grid. We ask that you try to complete one of these activities each week.





Maths Pick & Mix Autumn 1 2021 F2			
<p>Using dough is a great way to count.</p>  <p>*Play fill the lid- This is a timed challenge. Use any lid e.g. milk bottle, jar lid. Using a timer see how many tiny balls of dough you can fit into the lid in 1 minute.</p> <p>*Dough Disco – Put on some music with a beat and pass the dough from 1 hand to the other squeezing and counting 1 number for each squeeze. What is the biggest number you can count to?</p>	<p>Choose a number between 2 and 5. Can you make collections of objects to match this number?</p> <p>Ask your grown up to put down some objects and see if you can make the collection up to your chosen number. E.g. if your number is 4 and your grown up puts down 2, how many more will you need to add to reach your target number?</p> 	<p>Write numbers 1-5 or 1-10 on pieces of paper and put them face down on the floor.</p> <p>Sing the song:</p> <p>Numbers, numbers all around Numbers, numbers all around, Numbers, numbers all around, What's the number you have found?</p> <p>Then pick up a number and jump that number of times, counting as you jump. You could try this with clapping too.</p> 	 <p>Have a go at subitizing with Jack Hartman <a href="https://www.youtube.com/watch?v=PSIA-u_ABmU">https://www.youtube.com/watch?v=PSIA-u_ABmU</a></p> <p>There are lots of counting videos from Jack Hartman for you to try. Can you subitize other things around your house?</p>
<p>Play these games to pumping dance style music:</p>  <p>*Aerobics counting- show a number and do an action that number of times to the music e.g. 4 star jumps, 5 punches.</p> <p>*Shape dancing- make a 2d shapes with your body and dance to the music.</p> <p>*Aerobics- counting from 1 as high as you can go. March, jump or do a similar action and try to count as high as you can.</p>	<p>Have a try at these fun counting games.</p> <p><a href="https://www.topmarks.co.uk/learning-to-count/teddy-numbers">https://www.topmarks.co.uk/learning-to-count/teddy-numbers</a></p>  <p>10 Fat Sausages counting game.</p> <p><a href="https://www.ictgames.com/mobilePage/fatSausages/">https://www.ictgames.com/mobilePage/fatSausages/</a></p> 	 <p>Make a collection of coins/ magnetic letters / buttons / lego bricks, or something similar.</p> <p>How many different ways can you find to sort them into different groups? Think about size, colour, shape, patterns...</p>	<p>Washing line games</p> <p>*Write out numbers 1-5 or 1-10 on paper and peg them out in order. Try doing it backwards too! Ask a grown up to take a number away. Can you work out which one is missing?</p> <p>*Make patterns – Try pegging out socks in a pattern. It could be a colour pattern.</p> <p>*Try hanging out different sized clothing. How will you hang them? Biggest to smallest?</p> 
<p>Can you think of some songs and rhymes that have numbers in them?</p> <p>Here are a few to start you off:</p> <p>6 Little Ducks</p> <p>5 Little Peas in a Pea Pod Pressed</p> <p>5 Currant Buns in a Baker's Shop</p> <p>Can you act the songs out with some of your toys?</p> 	<p>What can you do in 1 minute? Ask a grown up to time you.</p> <p>Here are some suggestions of things you could try:</p> <p>Building a tower of bricks</p> <p>Jumping</p> <p>Threading beads</p> <p>Throwing bean bags into a hoop</p> <p>Picking up toys from the floor</p> 	 <p>Set up a role play birthday party. How many people/ toys are coming? Make sure there are enough plates, cups and cutlery for everyone. Perhaps you could make them a hat each.</p> <p>Can you make a birthday cake with playdough and put on the correct number of candles?</p>	<p>Go on a shape hunt. Can you find a shape with 1 side, 2 sides, 3 sides, 4 sides or even 5 sides? Perhaps you could draw or take pictures of the things that you find.</p> 







## Week 1: Monday 13<sup>th</sup> September – Sunday 19<sup>th</sup> September

Home Learning Phonics	Home Learning Maths	Home Learning Computing
<p>Introduction of <b>s a t p</b> phonemes</p> <ul style="list-style-type: none"> <li>Watch <a href="https://www.youtube.com/user/breakthruChris">Mr Thorne videos</a> for s a t p <a href="https://www.youtube.com/user/breakthruChris">https://www.youtube.com/user/breakthruChris</a></li> <li>Go on a hunt for 's' words around your house or garden. How many things can you find that contain this sound? eg sock, sofa.</li> <li>Repeat the above activities for a t &amp; p</li> <li>Play 'Buried Treasure' on <a href="http://www.phonicsplay.co.uk">www.phonicsplay.co.uk</a> - Phase 2 focusing on s a t &amp; p</li> </ul> 	<p>Choose an activity from the F2 Maths Pick &amp; Mix grid above.</p> 	<p>Purple Mash Mini Mash Birthday Cake colouring (Look for the pictures hanging from the ceiling) How old are you? Can you colour a birthday cake and put the right number of candles on to match your age?</p>  





## Week 2: Monday 20<sup>th</sup> September – Sunday 26<sup>th</sup> September

Home Learning Phonics	Home Learning Maths	Home Learning Computing
<p>Introduction of <b>i n m d</b> phonemes</p> <ul style="list-style-type: none"> <li>Watch <a href="https://www.youtube.com/user/breakthruChris">Mr Thorne videos</a> for i n m d</li> <li>Write the sounds s a t p i n m d on cards and make some simple words such as mat, pin, tip, map. Ask your child to say the individual sounds and then help them to blend them into words. You could put the vowels a &amp; i on different coloured cards so that one of these letters always goes in the middle of the word. For examples of sounding and blending see <a href="http://www.bbc.co.uk/cbeebies/alphabet/ocks/">www.bbc.co.uk/cbeebies/alphabet/ocks/</a></li> </ul> 	 <p>Choose an activity from the F2 Maths Pick &amp; Mix grid above.</p>	<p>Purple Mash Draw a portrait of yourself or someone you know. This has been set as a 2D.</p>  





## Week 3: Monday 27<sup>th</sup> September – Sunday 3<sup>rd</sup> October

Home Learning Phonics	Home Learning Maths	Home Learning Computing Purple Mash
<p>Introduction of <b>g o c k</b></p> <ul style="list-style-type: none"> <li>Watch <a href="#">Mr Thome videos</a> for g o c k</li> <li>Choose one of the new sounds and help your child to make up an alliterative sentence eg. Clever cats can climb on castles. Play <a href="#">Picnic on Pluto</a> Phase 2 focusing on g o c k</li> </ul> 	<p>Choose an activity from the F2 Maths Pick &amp; Mix grid above.</p> 	<p>Use the pens to colour in the house.</p>  



## Week 4: Monday 4<sup>th</sup> October – Sunday 10<sup>th</sup> October

Home Learning Phonics	Home Learning Maths	Home Learning Computing Purple Mash
<p>Introduction of <b>ck e u r</b></p> <ul style="list-style-type: none"> <li>Watch <a href="#">Mr Thome videos</a> for ck e u r</li> <li>Find words that rhyme with sock or tick. Write the words down for your child and look at the ck ending on each of the words.</li> <li>Play <a href="#">Buried Treasure</a> Phase 2 focusing on ck e u r</li> </ul> 	<p>Choose an activity from the F2 Maths Pick &amp; Mix grid above.</p> 	<p>How many people live in your house? Can you draw them? This has been set as a 2Do.</p>  

## Week 5: Monday 11<sup>th</sup> October – Sunday 17<sup>th</sup> October

Home Learning Phonics	Home Learning Maths	Home Learning Computing
<p>Introduction of <b>h b f l</b></p> <ul style="list-style-type: none"> <li>Watch <a href="#">Mr Thome videos</a> for h b f l</li> <li>Go on a hunt for 'h' words around your house or garden. How many things can you find that contain this sound? eg hat, handbag.</li> <li>Repeat for b, f &amp; l.</li> <li>Play <a href="#">Pick a Picture</a> selecting Phase 2 Sets 1-5</li> </ul> 	<p>Choose an activity from the F2 Maths Pick &amp; Mix grid above.</p> 	<p>Purple Mash Can you show 4 different feelings on these faces? This has been set as a 2Dσ.</p>  

## Week 6: Monday 18<sup>th</sup> October – Sunday 24<sup>th</sup> October

Home Learning Phonics	Home Learning Maths	Home Learning Computing
<p>Introduction of double letters <b>ss ff ll</b></p> <ul style="list-style-type: none"> <li>Watch Mr Thome videos for ss ff ll on you tube.</li> <li>Read or retell the story of the Three Little Pigs. Draw a picture of the wolf and label with the words huff &amp; puff.</li> <li>Read the nursery rhyme Jack &amp; Jill. Try to find other words that rhyme with Jill &amp; hill and write them down in a list.</li> <li>Play <a href="#">Phonics Pop</a> focusing on set 5</li> </ul> 	<p>Choose an activity from the F2 Maths Pick &amp; Mix grid above.</p> 	<p>Purple Mash Use the pens to paint a picture of your favourite toy. This has been set as a 2Dσ.</p> 