

Summer Term 2 Topic: Ourselves

WEST KIRBY PRIMARY SCHOOL

Home Learning for Foundation 1

Autumn 1 2021



EYFS Dates :

- **Wednesday 1st September:** School closed – Inset Day
- **Thursday 2nd September:** School Reopens to pupils in Year 1 - 6
- **Tuesday 19th & Thursday 21st October:** Parent's Evening
- **Friday 22nd October:** School closed – Inset Day

Reading

Reading is the key skill that children need in order to be successful in their learning. We would like to work together with you, to help your child develop the skills needed to become a confident and successful reader.

We therefore ask that you share a story with your child at least 5 times a week. This could be a library book or any other favourite book from home.

Encourage your child to:

- Ask questions about books they read with you.
- Question new or unknown vocabulary.
- Explain their opinions or express their feelings about books they have listened to.
- Predict what might happen next based on what has been read so far.

Phonics

In F1 we concentrate mainly on Phase One of the Letters and Sounds programme which concentrates on developing children's speaking and listening skills and lays the foundations for the **phonic** work which starts in Phase 2. The emphasis during **Phase 1** is to get children attuned to the sounds around them and ready to begin developing oral blending and segmenting skills.

Suggested phonics websites and apps

PHASE 1 - Suggested websites:

- www.phonicsplay.co.uk – Phase 1 phonic games
- www.letters-and-sounds.com - Phase 1 phonic games
- www.phonicsbloom.com – Phase 1 phonic games
- [Pre-reading skills \(familylearning.org.uk\)](http://familylearning.org.uk) -ideas for pre reading activities & games

Phonics Glossary

blend (vb) — to draw individual sounds together to pronounce a word, e.g. s-n-a-p, blended together, reads snap

cluster — two (or three) letters making two (or three) sounds, e.g. the first three letters of 'straight' are a consonant cluster

digraph — two letters making one sound, e.g. sh, ch, th, ph.

vowel digraph — two letters which, together, make one vowel sound, e.g. ai, oo, ow

split digraph — two letters, split, making one sound, e.g. a-e as in make or i-e in site

grapheme — a letter or a group of letters representing one sound, e.g. sh, ch, igh, ough (as in 'though')

grapheme-phoneme correspondence (GPC) — the relationship between sounds and the letters which represent those sounds; also known as 'letter-sound correspondences'

mnemonic — a device for memorising and recalling something, such as a snake shaped like the letter 'S'

phoneme — the smallest single identifiable sound, e.g. the letters 'sh' represent just one sound, but 'sp' represents two (/s/ and /p/)

segment (vb) — to split up a word into its individual phonemes in order to spell it, e.g. the word 'cat' has three phonemes: /c/, /a/, /t/

VC, CVC, CCVC, CVCC — the abbreviations for vowel-consonant, consonant-vowel-consonant, consonant-consonant-vowel-consonant, which are used to describe the order of letters in words, e.g. am, ham, slam, last.

For a video guide to the articulation of pure sounds, follow the links below.

www.youtube.com/watch?v=mWLpffbMNXo

<http://www.ruthmiskin.com/en/resources/sound-pronunciation-guide/>

Maths

There are lots of practical opportunities for practising maths in everyday activities. For example:

Counting apples into a bag in the supermarket – how many more are needed, are there too many?

Working out how many toys will fit in the box

Sharing out segments of an orange

Weighing ingredients to make a cake

Pairing up socks which are the same size

Counting goals in a game of football – who is winning? How many more goals have they scored?









Going on a journey – over the bridge, through the tunnel, behind the Station






Your child also has access to the Numbots maths website and their password can be found in their Tapestry journal.

Please ask one of the EYFS staff or email eyfs@westkirbyprimaryschool.co.uk if you can't find your child's login.




We have put a range of maths activities related to the maths we are learning in school into a 'Pick & Mix' grid. We ask that you try to complete one of these activities each week.

Maths Pick & Mix Autumn 1 2021 F1			
<p>Using dough is a great way to count.</p>  <p>*Dough Disco – Put on some music with a beat and pass the dough from 1 hand to the other squeezing and counting 1 number for each squeeze. What is the biggest number you can count to?</p>	<p>Choose a number between 2 and 5. Can you make collections of objects to match this number?</p> 	 <p>Choose an action such as hopping, jumping, star jumps or clapping.</p> <p>Roll a dice and count the spots. Can you do your action to match the spots on the dice? e.g. if the dice lands on 3, do 3 star jumps.</p>	<p>Make your own playdough, counting the ingredients in carefully. Here is the recipe:</p>  <p>You could use your dough to do some Dough Disco.</p>
 <p>Read the story of Goldilocks and the 3 Bears or watch it online https://vimeo.com/33962579</p> <p>Can you act the story out with some of your toys?</p>	<p>Set up some skittles and see how many you can knock down by rolling a ball or throwing a bean bag.</p> <p>If you don't have any skittles you can make your own using small milk or water bottles and half filling them with water, sand or rice.</p> 	 <p>Play Count with Lecky http://www.crickweb.co.uk/Early-Years.html</p>	<p>Go on a circle hunt. How many different things can you find? Perhaps you could draw or take pictures of the things that you find.</p> 





Week 1: Monday 13th September – Sunday 19th September

Home Learning Phonics	Home Learning Maths	Home Learning Computing
<p>Go for a walk with your grown up and listen carefully to the sounds you can hear in different places. Are the sounds loud or quiet? Long or short? High or low?</p> <p>When you get back perhaps you could draw a picture of some of the things you heard.</p> 	<p>Choose an activity from the F1 Maths Pick & Mix grid above.</p> 	<p>Purple Mash Mini Mash Birthday Cake colouring (Look for the pictures hanging from the ceiling) How old are you? Can you colour a birthday cake and put the right number of candles on to match your age?</p> 





Week 2: Monday 20th September – Sunday 26th September

Home Learning Phonics	Home Learning Maths	Home Learning Computing
<p>Make a simple shaker eg A pot with a lid containing pasta, and shake it in time to a favourite song.</p> <p>Ideas for songs & rhymes can be found on this BBC website.</p> 	<p>Choose an activity from the F1 Maths Pick & Mix grid above.</p> 	<p>Purple Mash Draw a portrait of yourself or someone you know. This has been set as a 2D.</p> 





Week 3: Monday 27th September – Sunday 3rd October

Home Learning Phonics	Home Learning Maths	Home Learning Computing Purple Mash
<p>Learn a new nursery rhyme.</p> <p>This BBC website has some examples for you to choose from.</p> <p>Can you teach the rhyme to someone else in your family?</p> 	<p>Choose an activity from the F1 Maths Pick & Mix grid above.</p> 	<p>Use the pens to colour in the house.</p>  



Week 4: Monday 4th October – Sunday 10th October

Home Learning Phonics	Home Learning Maths	Home Learning Computing Purple Mash
<p>Listen carefully to the first sound in your name. Can you find anything around your house and garden which begins with the same sound?</p> 	<p>Choose an activity from the F1 Maths Pick & Mix grid above.</p> 	<p>How many people live in your house? Can you draw them?</p> <p>This has been set as a 2Do.</p>  

Week 5: Monday 11th October – Sunday 17th October

Home Learning Phonics	Home Learning Maths	Home Learning Computing
<p>Use your voice to create some sound effects. Can you make a sound like a ticking clock or a doorbell? Listen to sounds you hear around your home. Can you make a sound just like them?</p> <p>Which sound was the loudest? Which sound was the quietest?</p> 	<p>Choose an activity from the F1 Maths Pick & Mix grid above.</p> 	<p>Purple Mash Can you show 4 different feelings on these faces? This has been set as a 2Dσ.</p>  

Week 6: Monday 18th October – Sunday 24th October

Home Learning Phonics	Home Learning Maths	Home Learning Computing
<p>Find some things around the house that make a noise eg keys, crisp packet. Ask your grown up to hide them behind their back and make the different sounds. Can you guess which object is making the sound?</p> 	<p>Choose an activity from the F1 Maths Pick & Mix grid above.</p> 	<p>Purple Mash Use the pens to paint a picture of your favourite toy. This has been set as a 2Dσ.</p> 