

- working in partnership with you to ensure that all of our pupils enjoy learning and are curious.

‘Home Learning’

Objectives of this meeting

- Why do we have Home Learning?
- Where to find it on our website.
- The structure of Home Learning for Key Stage 1 pupils at West Kirby Primary School.
- Ideas to support reading and spelling.



Why do we have Home Learning?


- To reinforce learning, develop skills and increase self confidence/self esteem.
- To give parents an opportunity to engage with their child's learning, provide support and have realistic and ambitious expectations.
- To encourage children to become independent learners for life.



Navigating our Website

Since September 2014, we have been posting all of our home learning tasks on our school website and provide paper copies on request.

At the beginning of each half term, you can see a list of tasks set. **From the Home page click the 'Home Learning' tab**



Home Learning

[Home Learning Rationale](#)

[Foundation Stage](#)

[Foundation Stage Phonics Workshop Activities](#)

[Keystage 1](#)

[Lower Keystage 2](#)

[Upper Keystage 2](#)

[Mathletics](#)

[Animal Awards](#)

Home Learning Rationale

WEST KIRBY PRIMARY SCHOOL

Home learning

Children spend more time at home than they do at school. We want to work in partnership with you to ensure that they get the best possible start to their education. We will try things out and find out more. By providing rich experiences at home, you can give your child a great head start in school. We hope you will give us your feedback and suggestions..

We have tried to balance the diverse needs of our children by including some regular routine tasks to practise skills and some activities designed to be fun. We also include some challenges for the more able children.

Since September 2014, we have been providing a home learning pack and provide paper copies on request. At the end of each term we will set as well as useful web links. Most of the activities are for children to complete but occasionally some are for discussion.

From here you can select your child's key stage to download a copy of their Home Learning.

Home Learning

[Home Learning Rationale](#)

[Foundation Stage](#)

[Foundation Stage Phonics Workshop Activities](#)

[Keystage 1](#)

[Lower Keystage 2](#)

[Upper Keystage 2](#)

[Mathletics](#)

[Animal Awards](#)

Keystage 1

- [KS1 Home Learning Autumn 2 2017.pdf](#)
- [KS1 Home Learning Autumn 1 2017.pdf](#)
- [KS1 Home Learning Summer 2 2017.pdf](#)
- [KS1 Home Learning Summer 1 2017.pdf](#)
- [KS1 Home Learning Spring 2 2017.pdf](#)
- [KS1 Home Learning Spring 1 2017.pdf](#)
- [KS1 Times Tables Guidance.pdf](#)
- [Animal Awards Year Overview.pdf](#)
- [KS1 Home learning Q and A.pdf](#)

There are also links to Mathletics and Animal Awards

The Structure of Home

Learning at West Kirby

Primary School

The bottom of the slide features a stylized illustration. On the left, a dark grey rectangular box with a thin white border contains the text 'WEST KIRBY' in large, bold, white capital letters, with 'PRIMARY SCHOOL' in smaller, bold, white capital letters below it. To the right of the box, a silhouette of a family (two adults and two children) stands on a dark horizontal line. Further right, a silhouette of a person is shown on a small boat, holding a large, dark sail. The background consists of a light blue sky, a green hill, and a blue body of water.

WEST KIRBY
PRIMARY SCHOOL


West Kirby Primary School

Autumn Term 2 2017 - Revised
Home Learning Tasks for Key Stage One

Years 1 and 2

Our topic this half term is

Hot and Cold Places



Year 1 & 2 Important Dates...



- **Monday 30th October** – school opens
- **Thursday 2nd November** – Individual Photos
- **Tuesday 7th November** – Flu Immunisations F2 – Yr4
- **Wednesday 8th November** – Parents' Evening
- **Thursday 9th November** – Parents' Evening
- **Friday 17th November** – Children in Need & Global Premature Day
- **Friday 1st December** – School Christmas Fair (5pm – 7pm)
- **Tuesday 12th December** – Foundation Stage & Yr1 Nativity (2.15pm – school hall)
- **Wednesday 13th December** – Yr2 Christmas Concert (9.15am – school hall)
- **Wednesday 13th December** – Foundation Stage & Yr1 Nativity (10.30am – school hall)
- **Thursday 21st December** – school closes
- **Friday 22nd December** – School closed – Inset day
- **Monday 8th January 2018** – school opens

The first page gives important dates and information as well as showing which topic children are studying that half term.

Following this are the tasks that should be completed by the end of the term.

Cross Curricular Tasks have been designed to enable all children the opportunity to apply their learning and showcase their talents in other areas of the curriculum.

Cross Curricular Tasks

- Find out how to say the numbers 1 – 10 in Spanish. Can you recite them?
- Find out about a national dish. Which country does it come from? What are the ingredients? When is it eaten?
- Interview your family, have they visited other countries? Where did they go? What did they do? Bring photos or souvenirs in to share with the class.
- Find a story set in another country or culture and bring it in to school to share with the class.
- Choose a continent and create a travel brochure -record facts, maps, flags and pictures using Atlases, the Internet and books to help. Get a template from your teacher.
- Make a paper mache globe – ask your teacher for a set of instructions.

Bring your home learning into school to share with your peers, it may earn you some team points.

Completed cross curricular tasks should be brought to school each week in the red reading bags. We celebrate the work the children undertake at home.


Cross Curricular Tasks

- Ideally we would like children to complete 1 cross curricular task each week.
- There are enough planned tasks to accommodate this.
- The optional extras have been designed for those children who have extra time or the desire to undertake more tasks.

Optional extras...

- Read more; try non-fiction and poetry as well as fiction.
- Play Live Mathematics...
- Learn your times tables...
- Know your number bonds to 10, 20 and 100...
- Write the alphabet – upper case and lower case...
- Tell the time – o'clock, quarter past, half past and quarter to...
- Learn to recognise and name some 2D and 3D shapes, including multi-sided shapes (eg. pentagon, hexagon, octagon)
- Play a board game with your family.
- Try to help cook your favourite meal.

Week 3: Wednesday 15th November – Wednesday 22nd November

Home Learning Reading	Home Learning Maths	Home Learning Spelling & Vocabulary
<p>You need to listen to your child read for at least 10 minutes each day 5 times a week.</p> <p>To help them understand what they are reading, talk together about the book</p> <p>If you ask them questions about what they are reading, this will help them to develop their comprehension skills.</p> 	<p>Log onto the Mathletics website http://www.Mathletics.co.uk</p> <p>Complete the following Mathletics challenges...</p> <p>Year 1</p> <ul style="list-style-type: none"> • Addition and subtraction- are you ready • Add and subtract problems <p>Year 2</p> <ul style="list-style-type: none"> • Balance additions to 20 • Problems: add and subtract. <p>Year 1 Times tables— Count in 2s, 5s and 10s</p> <p>Year 2 Times Tables— Count in 2s, 3s, 5s and 10s.</p>	<p>Y1 – The sounds /f/ and /s/, spelt 'ff' and 'ss'.</p> <ol style="list-style-type: none"> 1. off 2. puff 3. sniff 4. miss 5. hiss 6. less 7. if 8. us 9. bus 10. yes <p>Y2 The sound /l/ spelt '-il' and '-al' at the end of words.</p> <ol style="list-style-type: none"> 1. pencil 2. fossil 3. nostril 4. pupil 5. metal 6. pedal 7. capital 8. animal 9. hospital 10. oval

Next are the weekly reading, maths and spelling tasks to be completed.

Mathletics at Key Stage 1

The aims for using Mathletics:



- For the children to feel more confident with their Maths ability in solving calculations and working through problems.
- To be able to consolidate their Maths strategies and identify any gaps in their learning.
- To reinforce the topics covered in school.
- If children want to do more they can try Mathletics live.
- If you feel the level of challenge in the questions seems to easy for your child, let us know and we can alter the level for you.

Reading at Key Stage 1

- In Key Stage 1 we would like all children to read to an adult for at least 5 minutes per evening.
- It is important to encourage and support your child to use their phonics to read new or unfamiliar words by segmenting the word into its component sounds (phonemes) and then blending the sounds together fully to read the whole word.

Eg ch__i__n = chin/ b__e__n__ch = bench /
 f__l__oa__t = float

- It is important that we all model the correct use of pure sounds when decoding words Eg 't' not 'ter'

<https://www.youtube.com/watch?v=4Xv86tGhyPI>

Helping with phonics

- By the end of the month we aim to send home a phonics keyring with your child that contains all the phonemes that your child has been taught so far.
- On the back of each sound (phoneme) will be an example word to help you model the correct pronunciation of each sound (phoneme) within a word.
- In school, children apply their increasing phonic knowledge to read both real and nonsense words.

Eg s___l___ee___p = sleep (Is it a real word? Yes!)

 g___ee___m = geem (Is it a real word? No!)

Helping with tricky words

- To accompany each phonics phase taught, there are a group of tricky words which can't be sounded out that children have to learn to read.
- We will also be sending home sets of tricky words on flashcards with your child for you to help them learn to read (and spell).
- Eg Phase 3 tricky words
- At the end, we have included suggestions for games to play



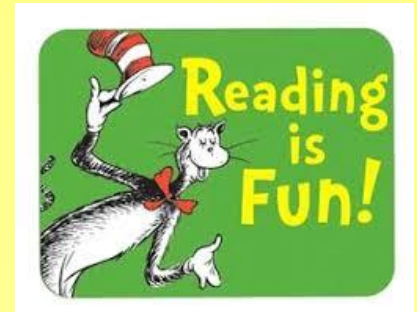
Red book bags

- Children should bring their red book bags into school every day so they are available for extra reading at any point during the day. We try to squeeze in as much reading as we can!
- Reading books will be changed at least once a week (on a Wednesday), with free reader books available for changing on a Monday and Friday.
- Library books will be changed with a parent volunteer every Wednesday.



Home/school Reading Books

- It is important for early stage readers to re-read their books as many times as possible.
- 1st Read – to decode new words
- 2nd Read – to remember new words
- 3rd Read – to practice new words
- 4th Read or more - to read for fluency, meaning and to develop expression.




Helping your child whilst Reading




It is also important to:-





- Ask questions about what your child has read (or what you have read to them).
- Question and discuss new or unknown vocabulary.
- Encourage your child to explain their opinions and express their feelings about books they have read (or listened to).
- Predict what might happen next, based on what has been read so far.
- Read (or listen) to a range of text types – fictions, non-fiction, poetry, plays, leaflets, posters, signs etc.



Story Time



- A bedtime story routine is a great way to provide your children with the opportunity to listen and grow to love a wide variety of books as well as happy memories of time close to you.
- The level of books used can be beyond what your child may be able to independently read.



Spelling in school at Key Stage 1

- After much consideration the children in KS1 will no longer have a formal weekly spelling test.
- Instead teachers will assess children's application of spellings and spelling rules during daily English and phonics lessons.
- If you know that your child finds spelling tricky, or they are finding a particular spelling pattern tricky, try to learn 3 words initially, and then 5 and more if you can.
- As an extra challenge encourage your child to apply their spellings by writing them in sentences.

Spelling homework at Key Stage 1

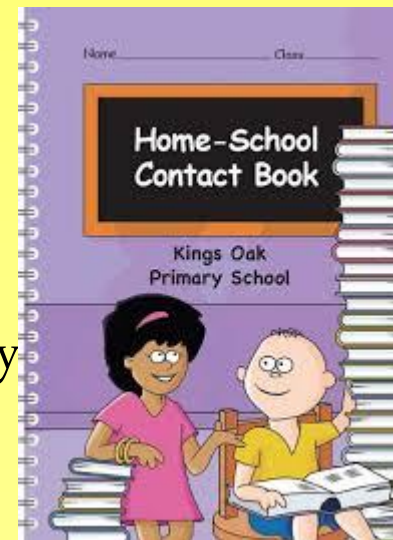
- Our spelling lists link with the requirements of the National Curriculum for KS1.
- Children are required to be able to spell words from the list of common exception words for their year group and all of the previous year groups.
- This week, we will be sending home spelling mats with the Y1 or Y1/Y2 common exception words (that don't follow the usual spelling rules) on. These are the words the National Curriculum expects children to be able to spell confidently at the end of each year group.
- We recognise that some children may find this easy and some will find this much harder

Year 1 and 2 Common Exception Words											
Year 1						Year 2					
the	they	one	door	gold	plant	clothes					
a	be	once	floor	held	path	busy					
do	he	ask	poor	told	both	people					
to	me	friend	because	every	hour	water					
today	she	school	find	great	now	again					
of	we	put	kind	break	prove	half					
said	no	path	mind	steak	improve	money					
says	go	pull	behind	pretty	sure	Mr					
are	so	fall	child	beautiful	anger	Mrs					
were	by	house	children	after	eye	parents					
was	my	our	wild	fast	could	Christmas					
is	here		climb	lost	should	everybody					
has	there		most	pear	would	even					
has	where		only	father	who						
I	love		both	class	whole						
you	come		old	grass	any						
your	some		cold	poor	many						

Home School Comment Books

- Please sign the Home School Comment Book each week and write a comment to indicate how your child is doing at home with their varied Home Learning Tasks.

- Staff read the Comment Books every week and will respond to any questions/queries y




Communication

- We value our partnership with you and can usually be available to meet you just before or after at the end of the school day – please ask at the door in the morning or contact the school office to arrange this
- Each teacher will now be on morning door duty at least once a week at the start of the day.
- Please pass on any daily messages each day to the adult on duty messages will be passed to the appropriate teacher.
- We hope you will find a benefit to seeing KS1 teachers more often at the beginning of the day.



Volunteers

- We need a team of willing volunteers to help us make and prepare the sets of phonic keyrings, common exception word mats and tricky word flashcards.
- If you are available and would like to help, please sign your name to the volunteers sheet on your way out of the hall.



**Thank you all for attending this
meeting and supporting learning at
West Kirby Primary School.**

The bottom of the slide features a stylized illustration. On the left, a dark grey rectangular box with a thin white border contains the text 'WEST KIRBY' in large, bold, white capital letters, with 'PRIMARY SCHOOL' in smaller, bold, white capital letters below it. To the right of the box, a silhouette of a family (two adults and two children) is walking on a path. Further right, a person is standing on a small boat or platform, holding a large, dark, triangular sail. The background consists of a green hill, a blue sky with a few white clouds, and a blue body of water.

**WEST KIRBY
PRIMARY SCHOOL**