

# Summer Term 2 Topic: Seaside

WEST KIRBY PRIMARY SCHOOL

Home Learning for Foundation 2

Summer 2 2021



EYFS Dates TBC:

## Reading

Reading is the key skill that children need in order to be successful in their learning. We would like to work together with you, to help your child develop the skills needed to become a confident and successful reader.

We therefore ask that you share a story with your child at least 5 times a week. This could be their school library book or any other favourite book from home.

For parents of children in F2 we also ask that you spend about 10 minutes listening to your child read their reading book and talk together about the book at least 3 times each week.

Encourage your child to:

- Ask questions about books they read or have read to them.
- Question new or unknown vocabulary.
- Explain their opinions or express their feelings about books they have read or listened to.
- Predict what might happen next based on what has been read so far.



## Suggested phonics websites and apps

PHASE 1 - Suggested websites:

- [www.phonicsplay.co.uk](http://www.phonicsplay.co.uk) – Phase 1 phonic games
- [www.letters-and-sounds.com](http://www.letters-and-sounds.com) - Phase 1 phonic games
- [www.phonicsbloom.com](http://www.phonicsbloom.com) – Phase 1 phonic games
- [Pre-reading skills \(familylearning.org.uk\)](http://Pre-reading skills (familylearning.org.uk)) -ideas for pre reading activities & games

## Phonics Glossary

**blend** (vb) — to draw individual sounds together to pronounce a word, e.g. s-n-a-p, blended together, reads snap

**cluster** — two (or three) letters making two (or three) sounds, e.g. the first three letters of 'straight' are a consonant cluster

**digraph** — two letters making one sound, e.g. sh, ch, th, ph.

**vowel digraph** — two letters which, together, make one vowel sound, e.g. ai, oo, ow

**split digraph** — two letters, split, making one sound, e.g. a-e as in make or i-e in site

**grapheme** — a letter or a group of letters representing one sound, e.g. sh, ch, igh, ough (as in 'though')

**grapheme-phoneme correspondence (GPC)** — the relationship between sounds and the letters which represent those sounds; also known as 'letter-sound correspondences'

**mnemonic** — a device for memorising and recalling something, such as a snake shaped like the letter 'S'

**phoneme** — the smallest single identifiable sound, e.g. the letters 'sh' represent just one sound, but 'sp' represents two (/s/ and /p/)

**segment** (vb) — to split up a word into its individual phonemes in order to spell it, e.g. the word 'cat' has three phonemes: /c/, /a/, /t/

**VC, CVC, CCVC, CVCC** — the abbreviations for vowel-consonant, consonant-vowel-consonant, consonant-consonant-vowel-consonant, which are used to describe the order of letters in words, e.g. am, ham, slam, last.

For a video guide to the articulation of pure sounds, follow the links below.

[www.youtube.com/watch?v=mWLp8bMNXo](https://www.youtube.com/watch?v=mWLp8bMNXo)

<http://www.ruthmiskin.com/en/resources/sound-pronunciation-guide/>

# Maths











There are lots of practical opportunities for practising maths in everyday activities. For example:





- Counting apples into a bag in the supermarket – how many more are needed, are there too many?
- Working out how many toys will fit in the box
- Sharing out segments of an orange
- Weighing ingredients to make a cake
- Pairing up socks which are the same size
- Counting goals in a game of football – who is winning? How many more goals have they scored?
- Going on a journey – over the bridge, through the tunnel, behind the Station

Your child also has access to the Numbots maths website and their password can be found in their Tapestry journal. Please ask one of the EYFS staff or email [eyfs@westkirbyprimaryschool.co.uk](mailto:eyfs@westkirbyprimaryschool.co.uk) if you can't find your child's login.



We have put a range of maths activities related to the maths we are learning in school into a 'Pick & Mix' grid. We ask that you try to complete one of these activities each week.

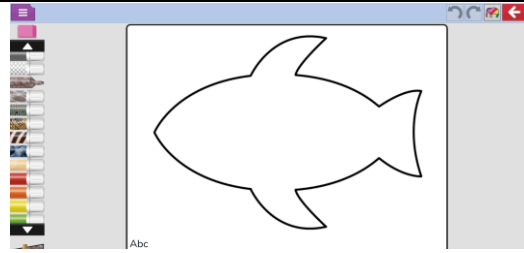
Maths Pick & Mix Summer 2 2021 F1			
<p>Go to the beach and collect a range of shells. Can you put them in order from smallest to biggest, then biggest to smallest?</p> 	<p>Using a paintbrush and a bucket of water, practise writing your numbers 1-5 outside on the wall or on the pavement. You could also go to the beach and use a stick in the sand!</p> 	<p>Read a story with the number 3 in it. For example - The 3 Bears, The 3 Little Pigs, The 3 Billy Goats Gruff. What can you find around your house that is in a group of 3?</p>	<p>Play the <a href="#">Underwater Counting</a> game. Start with numbers 1-5 and then go on to 10 if you feel confident.</p> 
<p>Ask a grown up to help you make a painted handprint or draw round, decorate and cut out your hand.</p> <p>Count your fingers and ask a grown up to help you label them with the numbers 1,2,3,4,5.</p>	<p>Go on a walk around your local area. What shapes can you identify? Can you see any squares, triangles, circles, rectangles?</p> 	<p>Draw a picture of the beach and some of the things you find there such as sandcastles, shells, buckets and spades. Can you count the number of objects on your drawing?</p> 	<p>Use a construction toy (Lego, Duplo, wooden bricks etc) to make towers of 5. Or you could put your favourite toys into groups of 5 - 5 teddies, 5 cars, 5 crayons.</p> 
<p>Play <a href="#">Lets Compare At the Beach</a></p> 	<p>Collect some twigs from your garden or when you go outside for a walk and use them to make different sized squares.</p>	<p>Ask your grown up to clap and tap out a repeating pattern for you to copy eg. Clap hands, tap knees, clap hands, tap knees ..... Can you make a pattern for your grown up to copy?</p>	<p>Practise counting out an amount and matching it to a numeral. Start with 1-5 and move to 10 when you're feeling confident.</p> 

## Week 1: Monday 7<sup>th</sup> June – Sunday 13<sup>th</sup> June




Home Learning Phonics	Home Learning Maths	Home Learning Computing
<p>Crossing the river game: Put a scarf or blanket across the floor to look like a 'river'. Find a selection of CVC (consonant, vowel, consonant) objects such as a tin, pen, pot, bus, peg, cat, or dog and place them on one side of the river. Sound talk one of the objects and see if your child can work out which one it is. When they know, they can pick the object up and take it across the river to the other side. If they have a toy boat, they could put the object in the boat and sail it across the river. Keep going until all the objects have crossed the river. Maybe you could then swap over and they could sound talk the words for you.</p> 	<p>Choose an activity from the F1 Maths Pick &amp; Mix grid above.</p> 	<p>2Dσ: Create your own rock pool This has been set as a 2Dσ. Use the different tools to your own rock pool</p> <p><a href="https://www.purplemash.com/#app/pap/seaside/rock_pool">https://www.purplemash.com/#app/pap/seaside/rock_pool</a></p>  

## Week 2: Monday 14<sup>th</sup> June – Sunday 20<sup>th</sup> June

Home Learning Phonics	Home Learning Maths	Home Learning Computing
<p>Puppet sound talk Use a puppet or teddy bear to 'sound talk' items for your child to find e.g. p-σ-t, b-σ-x, m-a-t.</p> 	<p>Choose an activity from the F1 Maths Pick &amp; Mix grid above.</p> 	<p>2Dσ: Fish This has been set as a 2Dσ. Can you draw a fish? What makes them suited to living in the sea?</p> <p><a href="https://www.purplemash.com/#app/pap/seaside/fish">https://www.purplemash.com/#app/pap/seaside/fish</a></p>

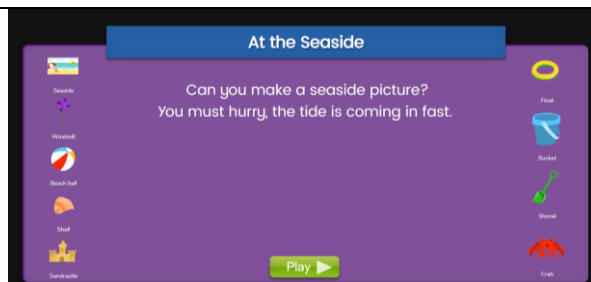


### Week 3: Monday 21<sup>st</sup> June– Sunday 27<sup>th</sup> June

Home Learning Phonics	Home Learning Maths	Home Learning Computing
<p>Read some nursery rhymes together. Try missing out one of the words at the end of a rhyming pair and see if your child can fill it in. Can they think of any other rhyming words that they could substitute? For example: Humpty Dumpty sat on a wall. Humpty Dumpty had a great .....? fall, ball, call, hall, stall... They can be as silly as you like and they can be nonsense words as well as real words. Have fun!</p> 	<p>Choose an activity from the F1 Maths Pick &amp; Mix grid above.</p> 	<p>Mini Mash – Seaside This has been set as a 2Dc. Complete the jigsaw and listen to the Seaside sounds</p> <p><a href="https://www.purplemash.com/#app/mini_mash/mm_seasons_seaside_jigsaw">https://www.purplemash.com/#app/mini_mash/mm_seasons_seaside_jigsaw</a></p> 

### Week 4: Monday 28<sup>th</sup> June – Sunday 4<sup>th</sup> July

Home Learning Phonics	Home Learning Maths	Home Learning Computing
<p>Go on a sound hunt. Choose a letter, it could be the initial sound of your child's name, and go on a hunt around the house or garden to find objects that contain this sound. Alternatively you could do this in the garden or while you are sat on a wall.</p>	<p>Choose an activity from the F1 Maths Pick &amp; Mix grid above.</p> 	<p>Mini Mash – At the Seaside This has been set as a 2Dc. Can you make a seaside picture? You must hurry, the tide is coming in fast.</p> <p><a href="https://www.purplemash.com/#app/mm_2diy_activities/MM_beach">https://www.purplemash.com/#app/mm_2diy_activities/MM_beach</a></p>



## Week 5: Monday 5<sup>th</sup> July – Sunday 11<sup>th</sup> July

### Home Learning Phonics

[Click here](#) to choose a listening game to play



### Home Learning Maths

Choose an activity from the F1 Maths Pick & Mix grid above.



### Home Learning Computing

Mini Mash - Anna's Day Out at the Seaside.  
This has been set as a 2Dc. Anna has her first trip to the seaside with her dad. Can you help her to plan her trip?



## Week 6: Monday 12<sup>th</sup> July – Sunday 18<sup>th</sup> July

### Home Learning Phonics

Silly Soup recipes.  
Charlotte the Chef is making up some silly soup recipes. Can you help her? She has already made 't' soup with toffees, tomatoes and toast. Can you choose another sound and make another recipe? Perhaps you could draw the ingredients and make a silly soup recipe book.



### Home Learning Maths

Choose an activity from the F1 Maths Pick & Mix grid above.



### Home Learning Computing

Mini Mash – Create your own Sun Safety Poster  
Combine words and images to remind people to keep themselves safe in the sun.

<https://www.purplemash.com/#app/pup/safeinsunposter>

