

Spring 1 2022

Topic: Dinosaurs

WEST KIRBY PRIMARY SCHOOL

Home Learning for Foundation 1



EYFS Dates:

- Chinese New Year – Tuesday 1st February
- Valentines day – Monday 14th February
- School closed for Half Term – 21st – 25th February

Reading

F1 need to bring their book bags into school every Monday

Please can we ask you to ensure that you complete your child's Reading Record each week. There is a comments section for you to provide us with brief feedback about what your child has particularly enjoyed.

F1 Library books will be changed once a week. They will be taken out of the book bags on Monday and new ones sent home on Wednesday.

Reading is the key skill that children need in order to be successful in their learning. We would like to work together with you, to help your child develop the skills needed to become a confident and successful reader.

We therefore ask that you share a story with your child at least 5 times a week. This could be a library book or any other favourite book from home.

Encourage your child to:

- Ask questions about books they read with you.
- Question new or unknown vocabulary.
- Explain their opinions or express their feelings about books they have listened to.
- Predict what might happen next based on what has been read so far.

Phonics

In **F1** we concentrate mainly on **Phase One** of the Letters and Sounds programme.

Phase One of Letters and Sounds concentrates on developing children's speaking and listening skills and lays the foundations for the phonic work which starts in Phase 2. The emphasis during Phase 1 is to get children attuned to the sounds around them and ready to begin developing oral blending and segmenting skills. Phase 1 is divided into seven aspects:

Aspect 1 – General sound discrimination – environmental

The aim of this aspect is to raise children's awareness of the sounds around them and to develop their listening skills. Activities suggested may include going on a listening walk, drumming on different items outside and comparing the sounds, playing a sounds lotto game and making shakers.

Aspect 2 – General sound discrimination – instrumental sounds

This aspect aims to develop children's awareness of sounds made by various instruments and noise makers. Activities include comparing and matching sound makers, playing instruments alongside a story and making loud and quiet sounds.

Aspect 3 – General sound discrimination – body percussion

The aim of this aspect is to develop children's awareness of sounds and rhythms. Activities include singing songs and action rhymes, listening to music and developing a sounds vocabulary.

Aspect 4 – Rhythm and rhyme

This aspect aims to develop children's appreciation and experiences of rhythm and rhyme in speech. Activities include rhyming stories, rhyming bingo, clapping out the syllables in words and odd one out.

Aspect 5 – Alliteration

The focus is on initial sounds of words, with activities including I-Spy type games and matching objects which begin with the same sound.

Aspect 6 – Voice sounds

The aim is to distinguish between different vocal sounds and to begin oral blending and segmenting. Activities may include Metal Mike, where children feed pictures of objects into a toy robot's mouth and the teacher sounds out the name of the object in a robot voice – /c/-/u/-/p/ cup, with the children joining in.

Aspect 7 – Oral blending and segmenting

In this aspect, the main aim is to develop oral blending and segmenting skills.

To practise oral blending, the teacher could say some sounds, such as /c/-/u/-/p/ and see whether the children can pick out a cup from a group of objects. For segmenting practise, the teacher could hold up an object such as a sock and ask the children which sounds they can hear in the word sock.

Suggested phonics websites and apps for Phase 1

- <https://www.phonicsplay.co.uk/resources/phase/1> - Phase 1 phonics games
- <https://letters-and-sounds.com/index.php/phase-1-games/> - Phase 1 phonic games
- http://www.familylearning.org.uk/pre-reading_skills.html - ideas for pre reading activities & games








Maths

There are lots of practical opportunities for practising maths in everyday activities. For example:



- Counting apples into a bag in the supermarket – how many more are needed, are there too many?
- Working out how many toys will fit in the box
- Sharing out segments of an orange
- Weighing ingredients to make a cake
- Pairing up socks which are the same size

- Counting goals in a game of football – who is winning? How many more goals have they scored?
- Going on a journey – over the bridge, through the tunnel, behind the station


We have put a range of maths activities related to the maths we are learning in school into a 'Pick & Mix' grid. We ask that you try to complete one of these activities each week.

Maths Pick & Mix Spring 1 2022 F1			
Share a book with your child. There are many fantastic books based around numbers, but any book can be used to help children develop early counting and number recognition skills. Take time to talk about what your child can see on each page. Count objects on the page and compare the number of objects from page to page. Look at the page numbers and say them together.	Roll a dice and count how many spots you have landed on. Can you do that <u>amount</u> of actions? Try bunny hops or star jumps! 	 Create a butterfly painting, cut out a paper butterfly, paint a pattern on one half and fold it over. When you open it out, what do you notice about the pattern?	Using <u>lego</u> or other building bricks, sort the pieces into different categories. You could sort them by size, colour, material, shape.
Choose a number from 1-6. Draw an alien with that <u>amount</u> of legs, arms, eyes etc. 	Sing some counting songs like Ten Green Bottles or Three Little Frogs. Using fingers as counters can be a useful way to make a visual link between numbers and quantity. 	Read the story 'We're Going on a Bear Hunt' – it has lots of positional language in it for the children to join in with. Make your own bear hunt in the garden or in your house – use language under/over/through. You can also find the story on YouTube. 	Explore some of the Maths games on <u>Cbeebies</u> https://www.bbc.co.uk/cbeebies/games/learning-area/maths
Find some of your favourite toys. Put them in order of height, from tallest/biggest to shortest/smallest and then from shortest to biggest. Encourage your child to use vocabulary based around size and height- big, bigger, biggest, short, shorter, tall, tallest etc.	Do some baking at home. Encourage your child to talk about quantities and weight using vocabulary such as heavy, light, full, empty. 	Watch the Subitising 5 video on YouTube. https://www.youtube.com/watch?v=PSIA-uABmU Make some number cards with dots on in different arrangements. Ask a grown up to flash cards to you and see if you can recall the number without counting the dots.	Collect an array of objects on a walk or in your garden – leaves, sticks, stones etc. Use the natural objects to make a pattern. 


Week 1: Wednesday 5th January – Sunday 9th January

Home Learning Phonics	Home Learning Maths	Home Learning Music
Copy simple body percussion beats e.g. tap on the head, shoulders and knees.	Choose an activity from the F1 Maths Pick & Mix grid above. 	Listen to your favourite music and show off your best dance moves. 


Week 2: Monday 10th January – Sunday 16th January

Home Learning Phonics	Home Learning Maths	Home Learning Music
Sing familiar nursery rhymes. Now add different body percussions e.g. stomps, pats and claps.	Choose an activity from the F1 Maths Pick & Mix grid above 	Listen to 'Storm' from 'Peter Grimes' by Benjamin Britten https://www.bbc.co.uk/programmes/p02b5b25 What instruments do you hear? Do you like the music? Why?


Week 3: Monday 17th January – Sunday 23rd January

Home Learning Phonics	Home Learning Maths	Home Learning Music
Body percussion: Adult to demonstrate adding different body percussions together e.g. clap, stomp and pat. Can the children copy the sequence? Repeat the sequences faster and slower.	Choose an activity from the F1 Maths Pick & Mix grid above. 	Listen to Hungarian Dance No 5 by Brahms https://www.youtube.com/results?search_query=hungarian+dance What instruments do you hear? Grab a pen and paper then play the music again. Draw a picture of what you can hear. This could be as shapes, pictures or lines.


Week 4: Monday 24th January – 30th January

Home Learning Phonics	Home Learning Maths	Home Learning Music
Talk about different sounds we can make with our mouth e.g. yawning, snoring, singing or munching. Get the children to pretend to be asleep, the adult must then make a sound using their mouth? The children then 'wake up'. What sound is it? Take turns making different sounds.	Choose an activity from the F1 Maths Pick & Mix grid above. 	Listen to Scarborough Fair https://www.youtube.com/watch?v=lm8mhqt_Dag How does it make you feel? Do you like the music? Why? Listen to Andy's rap about Woodland creatures. https://www.bbc.co.uk/teach/bring-the-noise/andys-raps-woodland/zk68382 What animal was your favourite?


Week 5: Monday 31st January – 6th February

Home Learning Phonics	Home Learning Maths	Home Learning Music
<p>Loud and quiet: Adult to demonstrate saying your name loud and quiet. Talk about what scenarios we might need to be loud or quiet. E.g. restaurant, library, reading, swimming.</p>	<p>Choose an activity from the F1 Maths Pick & Mix grid above.</p> 	<p>Listen to Boogie Wonderland by Earth, Wind and Fire https://www.youtube.com/watch?v=god7hAPv8f0</p> <p>Have a go feeling the beat in the game Bring the Noise. https://www.bbc.co.uk/games/embed/bring-the-noise?exitGameUrl=http%3A%2F%2Fbbc.co.uk%2Fteach%2Fbring-the-noise%2Feyfs-ks1-music-play-it-bring-the-noise%2Fz4sq92p</p>

Week 6: Monday 7th February – 13th February

Home Learning Phonics	Home Learning Maths	Home Learning Music
<p>Read a familiar story with a repeated refrain e.g. we're going on a bear hunt. Allow and encourage the children to copy the repeated refrain whilst the story is being read.</p>	<p>Choose an activity from the F1 Maths Pick & Mix grid above.</p> 	<p>Listen to Spring by Vivaldi https://www.youtube.com/watch?v=mFWQgxXM_b8</p> <p>Do you like the music? What instruments can you hear? Can you hear when the music is loud or quiet?</p> <p>Sing a nursery rhyme. Have a go at singing it in different ways e.g. fast, slow, loud, quiet.</p>

Week 7: Monday 14th February – 20th February

Home Learning Phonics	Home Learning Maths	Home Learning Music
<p>Rhyming: Think of simple rhyming words e.g. cat, mat, sat. Can the children think of a word that rhymes? Say a string of rhyming words with an odd non-rhyming word e.g. log, frog, bin, dog. Can the children find the word that doesn't rhyme?</p>	<p>Choose an activity from the F1 Maths Pick & Mix grid above.</p> 	<p>Listen to In the Hall of the Mountain King by Grieg https://www.youtube.com/watch?v=kLp_Hh6DKWc</p> <p>Do you like the music? What instruments can you hear? Can you hear when the music is loud or quiet?</p> <p>Choose your favourite song from the term and have a go at clapping to the beat. Try bouncing, stamping, swaying hips etc. to the pulse.</p>