

Spring 1 Term Topic: Famous For More Than Five Minutes – Around the World

WEST KIRBY PRIMARY SCHOOL

Home Learning for Key Stage 1

Year 1 and Year 2

Spring 1 (2021)



Year 1 and Year 2 Dates

- **Monday 4th January:** Inset Day – School Closed
- **Tuesday 5th January:** School open
- **Friday 5th February:** NSPCC Number Day
- **Tuesday 9th February:** Internet Safety Day
- **Friday 12th February:** Chinese New Year
- **Friday 12th February:** School closes for Half Term

Year 1 and Year 2

need to bring their book bags into school every Monday

Please can we ask you to ensure that you complete your child's Reading Record as often as possible, so that we can keep track of what your child is reading and where they are up to.

Key Stage One Reading books and book bags will be collected on a Monday and a new book sent home on a Wednesday

School Library books will be changed every Wednesday.

Reading is the key skill that children need in order to be successful in their learning. We ask that you spend ten minutes listening to your child read, and talk together about the book at least five times each week.

Please encourage your child to...

- Ask questions about the books they read or have had read to them.
- Question any new or unknown vocabulary that they come across.
- Explain their opinions or express their feelings about books they have read or listened to.
- Predict what might happen next based on what has been read so far, or by looking at the front cover.
- Read or listen to a wide range of text types – fiction, non-fiction, poetry, plays, posters etc.
- Read Phonics words, which are organised into 5 Phases -Phonics Play website and Phonics keyrings.

Year 1 and Year 2 need to come into school in their P.E. kits

every Tuesday and Thursday

Just as importantly, we ask that you aim to read a story at bedtime for pure enjoyment.



Each week please ensure that your child is Reading regularly, completing their Mathletics tasks and learning the weekly spellings. We are not going to test the spellings formally each week. However, we will be looking out for children using these words during their writing at school. Each Friday, we will also ask the children to write the weekly spellings on a whiteboard to see how many they can spell correctly. For children who may find spelling quite tricky, try learning three words initially, then five and then more if you can.

Please note ...When each child is registered on Mathletics the class teacher will set the account at the correct level according to their ability. The whole year group has the same Mathletics topic e.g. 'Number Bonds' but the questions that each individual child gets will vary depending on the level set on their account.



The passwords for your child to access the Mathletics website is in the back of their Reading record Book.

Week 1: Monday 4th January – Sunday 10th January

Home Learning Reading	Home Learning Maths	Home Learning Spelling & Vocabulary
<p>You need to listen to your child read for at least 10 minutes each day 5 times a week.</p> <p>To help them understand what they are reading, talk together about the book</p> <p>If you ask them questions about what they are reading, this will help them to develop their comprehension skills.</p>	<p>Log onto the Mathletics website http://www.Mathletics.co.uk</p> <p>Complete the following Mathletics challenges...</p> <p>Year 1</p> <ul style="list-style-type: none"> Addition <p>Year 2</p> <ul style="list-style-type: none"> Doubles and Halves to 20 Dividing Tens <p>Year 1 - Count in 2s, 5s and 10s</p> <p>Year 2 - Times Tables— 2x, 3x, 5x and 10x</p>	<p>Year 1</p> <p>off, puff, sniff, miss, hiss, less, if, us, bus, yes</p> <p>Year 2</p> <p>asked, blinked, cooked, crossed, enjoyed, finished, fixed, kicked, looked, played</p> <p>Challenge</p> <p>Make sure you know what all of these words mean. Try to use them in a sentence.</p>



Due to Covid-19 we have not been using the computer suite at the moment. This half term we have set a computing task each week that the children can complete at home if they have access. The task will support what the children have been learning in school.

Week 1 – Computing Task

Can you remember how to log into the VLE through our school website? Use your login details in the back of your Home Reading Record to log in and practise emailing a message through to your teacher. In your message, can you share something fun you did over the Christmas holidays? Something you are looking forward to doing back at school this half term?

Week 2: Monday 11th January – Sunday 17th January

Home Learning Reading	Home Learning Maths	Home Learning Spelling & Vocabulary
<p>You need to listen to your child read for at least 10 minutes each day 5 times a week.</p> <p>To help them understand what they are reading, talk together about the book</p> <p>If you ask them questions about what they are reading, this will help them to develop their comprehension skills.</p>	<p>Log onto the Mathletics website http://www.Mathletics.co.uk</p> <p>Complete the following Mathletics challenges...</p> <p>Year 1</p> <ul style="list-style-type: none"> • Subtraction Facts to 18 <p>Year 2</p> <ul style="list-style-type: none"> • Dividing Twos • Dividing Fives <p>Year 1 - Count in 2s, 5s and 10s</p> <p>Year 2 - Times Tables— 2x, 3x, 5x and 10x</p>	<p>Year 1</p> <p>well, pull, full, wall, buzz, fizz, back, stick, flick, pal</p> <p>Year 2</p> <p>needed, watched, visited, talked, started, opened, showed, rolled, yelled, walked</p> <p>Challenge</p> <p>Make sure you know what all of these words mean. Try to use them in a sentence.</p>



Due to Covid-19 we have not been using the computer suite at the moment. This half term we have set a computing task each week that the children can complete at home if they have access. The task will support what the children have been learning in school.

Week 2 – Computing Task


Last half term we practised how to take clear photographs. Recap the skills you learnt by completing the task below.

Using a phone or a tablet with permission, can you:

- Take a photograph of a room in your house?
- Take a photograph of someone you live with?
- Take a photograph of three objects in the same picture?

Think carefully, should you take these photos in portrait or landscape?

Week 3: Monday 18th January – Sunday 24th January

Home Learning Reading	Home Learning Maths	Home Learning Spelling & Vocabulary
<p>You need to listen to your child read for at least 10 minutes each day 5 times a week.</p> <p>To help them understand what they are reading, talk together about the book</p> <p>If you ask them questions about what they are reading, this will help them to develop their comprehension skills.</p> 	<p>Log onto the Mathletics website http://www.Mathletics.co.uk</p> <p>Complete the following Mathletics challenges...</p> <p>Year 1</p> <ul style="list-style-type: none"> Problems: Add and Subtract <p>Year 2</p> <ul style="list-style-type: none"> How Many Edges? How Many Corners? <p>Year 1 - Count in 2s, 5s and 10s</p> <p>Year 2 - Times Tables— 2x, 3x, 5x and 10x</p>	<p><u>Year 1</u></p> <p>bank, think, honk, sunk, wink, bunk, sing, string, hang, long</p> <p><u>Year 2</u></p> <p>banned, cancelled, planned, stopped, travelled, grabbed, hugged, skipped, swapped, trapped</p> <p><u>Challenge</u></p> <p>Make sure you know what all of these words mean. Try to use them in a sentence.</p>



Due to Covid-19 we have not been using the computer suite at the moment. This half term we have set a computing task each week that the children can complete at home if they have access. The task will support what the children have been learning in school.

Week 3 – Computing Task


It is fun to be able to edit photographs we have taken to change how they look. With an adult, use the link below to practise editing a picture. There is also a video tutorial to help you. Can you:

- Choose a picture to edit?
- Change the picture to blue? Green? Black and white?
- Save your pictures and send them to your teacher on the VLE?

[Photo Editor : Pixlr X - free image editing online](#)

https://westkirbyprimary.sharepoint.com/:v:/s/KS1/EYmiXTDclupEjH4xrbvOiQAB6_gfByyaWhK0hOnf2OCwWg?e=2uSQVL

Week 4: Monday 25th January – Sunday 31st January

Home Learning Reading	Home Learning Maths	Home Learning Spelling & Vocabulary
<p>You need to listen to your child read for at least 10 minutes each day 5 times a week.</p> <p>To help them understand what they are reading, talk together about the book</p> <p>If you ask them questions about what they are reading, this will help them to develop their comprehension skills.</p> 	<p>Log onto the Mathletics website http://www.Mathletics.co.uk</p> <p>Complete the following Mathletics challenges...</p> <p>Year 1</p> <ul style="list-style-type: none"> Counting Forwards <p>Year 2</p> <ul style="list-style-type: none"> Symmetry Faces, Edges and Vertices <p>Year 1 - Count in 2s, 5s and 10s</p> <p>Year 2 - Times Tables— 2x, 3x, 5x and 10x</p>	<p><u>Year 1</u></p> <p>chip, chick, catch, fetch, kitchen, notch, hutch, rich, much, such</p> <p><u>Year 2</u></p> <p>carried, multiplied, studied, tried, cried, fried, emptied, copied, worried, spied</p> <p><u>Challenge</u></p> <p>Make sure you know what all of these words mean. Try to use them in a sentence.</p>





Due to Covid-19 we have not been using the computer suite at the moment. This half term we have set a computing task each week that the children can complete at home if they have access. The task will support what the children have been learning in school.

Week 4 – Computing Task

We can use the Internet for many things? What do you use the Internet for? Click on the link below to explore other ways the Internet can be useful for!

[How can you use the internet? - BBC Bitesize](#)

Week 5: Monday 1st February – Sunday 7th February

Home Learning Reading	Home Learning Maths	Home Learning Spelling & Vocabulary
<p>You need to listen to your child read for at least 10 minutes each day 5 times a week.</p> <p>To help them understand what they are reading, talk together about the book</p> <p>If you ask them questions about what they are reading, this will help them to develop their comprehension skills.</p> 	<p>Log onto the Mathletics website http://www.Mathletics.co.uk</p> <p>Complete the following Mathletics challenges...</p> <p>Year 1</p> <ul style="list-style-type: none"> Counting Backwards <p>Year 2</p> <ul style="list-style-type: none"> Divide into Equal Groups Halves and Quarters <p>Year 1 - Count in 2s, 5s and 10s</p> <p>Year 2 - Times Tables— 2x, 3x, 5x and 10x</p>	<p>Year 1</p> <p>van, vet, visit, have, live, give, love, glove, above, nerve</p> <p>Year 2</p> <p>agreed, closed, decided, escaped, liked, phoned, dived, smiled, baked, cared</p> <p>Challenge</p> <p>Make sure you know what all of these words mean. Try to use them in a sentence.</p> 



Due to Covid-19 we have not been using the computer suite at the moment. This half term we have set a computing task each week that the children can complete at home if they have access. The task will support what the children have been learning in school.

Week 5 – Computing Task

This week is Internet Safety Day (Tuesday 9th February). Click on the link below, print out the template and write a way inside the magnifying glass that you can stay safe when using the internet. You can then colour the pictures in! Take a picture and send it to your teacher on the VLE to share how to stay safe with others!

[Computing Task Week 5.pdf \(sharepoint.com\)](#)

Week 6: Monday 8th February – Sunday 14th February

Home Learning Reading	Home Learning Maths	Home Learning Spelling & Vocabulary
<p>You need to listen to your child read for at least 10 minutes each day 5 times a week.</p> <p>To help them understand what they are reading, talk together about the book</p> <p>If you ask them questions about what they are reading, this will help them to develop their comprehension skills.</p> 	<p>Log onto the Mathletics website http://www.Mathletics.co.uk</p> <p>Complete the following Mathletics challenges...</p> <p>Year 1</p> <ul style="list-style-type: none"> • Compare Numbers to 50 <p>Year 2</p> <ul style="list-style-type: none"> • Shade Fractions • Fractions of a Collection <p>Year 1 - Count in 2s, 5s and 10s</p> <p>Year 2 - Times Tables— 2x, 3x, 5x and 10x</p>	<p><u>Year 1</u></p> <p>rain, wait, train, paid, afraid, oil, join, coin, point, soil</p> <p><u>Year 2</u></p> <p>built, flew, hung, fought, bent, broke, brought, burst, swam, threw</p> <p><u>Challenge</u></p> <p>Make sure you know what all of these words mean. Try to use them in a sentence.</p> 

Due to Covid-19 we have not been using the computer suite at the moment. This half term we have set a computing task each week that the children can complete at home if they have access. The task will support what the children have been learning in school.

Week 6 – Computing Task

On Friday it is Chinese New Year. In the back of your Home Reading Record is your Purple Mash login card. Click on the link below, log in and open the notification bell. Use the paint tools to design your very own Chinese fan. Don't forget to save your picture to your class folder!

<http://www.purplemash.com/sch/westkirby>

Optional extras...



- Go Stargazing (with a grown up)...
- Read as many Traditional Fairy Tales as you can...
- Find out five interesting facts about a famous author...
- Which famous author is from West Kirby? What books did she write?...
- How many days are in a week? Order the days of the week...
- How many months are in a year? ...Order the months of the year ...
- Count confidently forwards and backwards to 100...count in 1s... count in 10s...
- Work out 1 more and 1 less of a 2-digit number...
- Know your number bonds to 10, 20 and 100...
- Count in 2s, 5s, 10s – forwards and backwards to 100...
- Recognise all British coins and notes...
- Count amounts of money... work out change from 10p, 50p or £1...
- Recognise 2D shapes and accurately draw 2D Shapes...