

-working in partnership with you to ensure that all of our pupils enjoy learning and are curious.

‘Home Learning’

Objectives of this morning

- Why do we have Home Learning?
- Where to find it on our website.
- The structure of Home Learning for Key Stage 2 pupils at West Kirby Primary School.

Why do we have Home Learning?

- To reinforce learning, develop skills and increase self confidence/self esteem.
- To give parents an opportunity to engage with their child's learning, provide support and have realistic and ambitious expectations.
- To encourage children to become independent learners for life.

We have tried to balance the diverse views of parents and children relating to homework by setting some regular routine tasks to practise key skills as well as a variety of cross curricular challenges designed to be fun.

We also include some optional extras for those who want a bit more...


The bottom of the slide features a stylized illustration. On the left, a dark grey rectangular box with a white border contains the text 'WEST KIRBY' in large, bold, white capital letters, with 'PRIMARY SCHOOL' in smaller, bold, white capital letters below it. To the right of the box, a silhouette of a family (two adults and two children) is walking on a path. Further right, a silhouette of a person is standing on a small boat or platform, holding a large, dark, triangular sail. The background consists of a light blue sky with a few white clouds, a green hill, and a blue body of water.

WEST KIRBY
PRIMARY SCHOOL

Navigating our Website

Since September 2014, we have been posting all of our home learning tasks on our school website and provide paper copies on request.

At the beginning of each half term, you can see a list of tasks set. **From the Home page click the 'Home Learning' tab**



Home Learning

Home Learning Rationale

Foundation Stage

Foundation Stage Phonics
Workshop Activities

Keystage 1

Lower Keystage 2

Upper Keystage 2

Mathletics

Animal Awards

Home Learning Rationale

WEST KIRBY PRIMARY SCHOOL

Home learning

Children spend more time at home than they do at school. We want to work in partnership with you to ensure that your child gets the best possible start in school. By providing rich experiences at home, you can give your child a great head start in school. We hope you will enjoy watching your child flourish and will welcome your feedback and suggestions.

We have tried to balance the diverse views of parents and provide some regular routine tasks to practice designed to be fun. We also include some

Since September 2014, we have been providing paper copies on request. At school as well as useful web links. Most of the tasks are for children to complete but occasionally some

Home Learning

Home Learning Rationale

Foundation Stage

Foundation Stage Phonics
Workshop Activities

Keystage 1

Lower Keystage 2

Upper Keystage 2

Mathletics

Animal Awards

Home Learning Parent
Survey Results 2014

From here you can select your child's key stage to download a copy of their Home Learning.

Upper Keystage 2

- UK52 Home Learning Autumn 1 2017.pdf
- UK52 Home Learning Summer 2 2017.pdf
- UK52 Home Learning Summer 1 2017.pdf
- UK52 Home Learning Spring 2 2017.pdf
- UK52 Home Learning Spring 1 2017.pdf
- UK52 Times Tables Guidance .pdf
- Animal Awards Year Overview.pdf
- KS2 Home learning Q and A.pdf

There are also links to Mathletics and Animal Awards

The Structure of Home Learning at West Kirby Primary School

The bottom of the slide features a stylized illustration. On the left, a dark grey rectangular box with a thin white border contains the text 'WEST KIRBY' in large, bold, white capital letters, with 'PRIMARY SCHOOL' in smaller, bold, white capital letters below it. To the right of the box, a silhouette of a family (two adults and two children) is walking on a path. Further right, a silhouette of a person is standing on a small boat, holding a large sail. The background consists of a green hill, a blue sky with a few white clouds, and a blue body of water.

WEST KIRBY
PRIMARY SCHOOL

WEST KIRBY PRIMARY SCHOOL

Home Learning Tasks for Upper Key Stage Two

Year 5 and Year 6 – Autumn 2 (2017)

Year 5 & Year 6 Information

- **Monday 30th October** – School opens
- **Thursday 2nd November** – Individual school photographs
- **Friday 3rd November** – Visit to Quarry Bank Mill (dress as Victorians)
- **Wednesday 8th & Thursday 9th November** – Parent's Evening
- **Friday 17th November** – Children In Need & Global Premature Day
- **Tuesday 31st November** – Year 5 Play Leader Training
- **Friday 1st December** – Christmas Fair (5pm – 7pm)
- **Wednesday 13th December** – Christmas Carol Service 2pm and 6.30pm
- **Thursday 21st December** – School closes
- **Friday 22nd December** – Inset Day school closed
- **Monday 8th January 2018** – School opens

Red Book Bags, Home School Diaries and Library Books need to be returned into school every Thursday.

Please can we ask you to ensure that you sign your child's home school diary every week and encourage your children to independently record what they have completed each week - Thank you.



WEST KIRBY PRIMARY SCHOOL

Home Learning Tasks for Lower Key Stage Two

Year 3 and Year 4: Autumn 2 (2017)



Year 3 & Year 4 Information

- **Thursday 2nd November**: Individual Photographs
- **Tuesday 7th November**: F2, Yr1, Yr2, Yr3 and Yr4 Flu Immunisations
- **Wednesday 8th November & Thursday 9th November**: Parents' Evening.
- **Friday 1st December**: School Fair (5pm – 7pm)
- **Saturday 11th November**: Remembrance Day
- **Friday 17th November**: Children In Need/Global Premature Day
- **Friday 24th November**: Year 3 & 4 French Day (Dress in flag colours – red, white & blue)
- **Wednesday 13th December**: Key Stage Two Carol Service (2:00 pm & 6:30 pm)
- **Thursday 21st December**: School Closes for Christmas
- **Friday 22nd December**: Inset Day – School closed to pupils

Please can we ask you to ensure that you sign your child's home school diary every week, and encourage your children to independently record what they have completed each week - thank you.

Home Learning Topic Tasks – please aim to complete at least three

Aim to complete three by the end of the half term – Thursday 21st December

- Create a French Flag – you could draw, paint, sew, make...
- Create an A-Z about France.
- Find five interesting facts about the Eiffel Tower to share with your peers.
- Find out about the French Artist Henri Matisse and the art work he produced.
- Find out about traditional French food.
- What is the Tour de France?



*** Bring your Home Learning tasks school to share ***

The first page gives important dates and information as well as showing which topic children are studying that half term.

Home Learning Topic Tasks – all to be completed

*These home Learning tasks **all** need to be completed by the end of the term – 21st December 2017*

- What was the world's first satellite called? Where was it launched? When was it launched? Can you draw or make it?
- Nicolaus Copernicus was a famous 16th century astronomer, but why was he famous?
- What are the capitals of Estonia? Why does this country have more than one capital city?
- Russian is the most commonly spoken language in Eastern Europe. Create a dictionary of Russian words and phrases.
- Use the internet to find out about a school in an Eastern European country. How is the school different to ours?
- Matryoshka dolls are made in several Eastern European countries. Find out about how and why they are made. Draw your own set of Matryoshka dolls.

Bring your home learning into school to share with your peers. It may earn you some team points.

Following this are the tasks that should be completed by the end of the term.

Home Learning Topic Tasks – please aim to complete at least three



Aim to complete three by the end of the half term – Thursday 21st December

- Create a French Flag – you could draw, paint, sew, make...
- Create an A-Z about France.
- Find five interesting facts about the Eiffel Tower to share with your peers.
- Find out about the French Artist Henri Matisse and the art work he produced.
- Find out about traditional French food.
- What is the Tour de France?



Bring your Home Learning into school to share with your peers. It may earn you some team points.

Week 1 : Thursday 2nd November – Wed 8th November

Home Learning Reading	Home Learning Maths	Home Learning Spelling & Vocabulary
<p>You need to read for at least 20 minutes a day 5 times a week.</p> <p>To help you understand what you are reading talk with an adult in your family about your reading at least twice week.</p> <p>If they ask you questions this will help you to develop your comprehension skills.</p> 	<p>Animal Award Activities</p> <p>Log onto the Mathletics website http://www.mathletics.co.uk</p> <p>Complete the following Mathletic challenges...</p> <p>Year 5</p> <ul style="list-style-type: none">• Volume, capacity and mass – Are you ready?• Converting units of mass <p>Year 6</p> <ul style="list-style-type: none">• Fractions- Are you ready?• Identifying fractions beyond 1 <p>Year 5 & 6</p> <p>Rapid mental recall of all the times tables up to 12 x 12</p>	<p>This week we would like you to learn 10 of these spellings. You will be tested on these spellings on Thursday 9th November</p> <ol style="list-style-type: none">1. critical2. critically3. curious4. curiosity5. definite6. definitely7. definitive8. definitively9. defined10. definition  <p>Challenge</p> <p>Make sure you know what all of these words mean</p>

Next are the weekly reading, maths and spelling tasks to be completed together with a reminder of the home learning week and spelling test date.

Week 3 – Friday 10th November – Friday 17th November



Home Learning Reading	Home Learning Maths	Home Learning Spelling & Vocabulary
<p>You need to read for at least 15 minutes a day 5 times a week.</p> <p>To help you understand what you are reading talk with an adult in your family about your reading at least 3 times a week.</p> <p>If they ask you questions this will help you to develop your comprehension skills.</p>	<p>Log onto the Mathletics website http://www.mathletics.co.uk</p> <p>Complete the following Mathletic challenges...</p> <p>Year 3</p> <ul style="list-style-type: none"> • Magic Mental Addition • Magic Mental Subtraction <p>Year 4</p> <ul style="list-style-type: none"> • Nearest 1000 • Rounding Numbers <p>Year 3 & Year 4</p> <p>Rapid mental recall of all the times tables up to 12 x 12.</p>	<p>Spelling Test Friday 17th November</p> <p>Year 3</p> <p>business, businesses calendar, caught, centre, century, certain, uncertain, certainty, circle</p> <p>Year 4</p> <p>occasion, occasionally, often, opposite, opposition, ordinary, ordinarily, particular, particularly, peculiar</p> <p>Challenge</p> <p>Make sure you know what all of these words mean.</p>



Year 3 & 4 have a few differences with reading expectations, Mathletics and spellings work in a very similar way as Year 5 & 6.

Reading at Key Stage 2

In Upper Key Stage Two we would like children to read for 20 minutes per evening. In Lower Key Stage Two we would we like children to read for 15 minutes per evening.

As a minimum all children in Upper Key Stage 2 should talk to an adult about what they are reading twice a week, and three times a week in Lower Key Stage Two.

Please encourage your child to read as wide a variety of books as possible – they need to hone their reading skills across a wide range of genres and text types.

Mathletics at Key Stage 2

The aims for using Mathletics

- For the children to feel more confident with their Maths ability in solving calculations and working through problems.
- To be able to consolidate their Maths strategies and identify any gaps in their learning.
- To reinforce the topics covered in school.

Spelling at Key Stage 2

Our spellings link with the requirements of the National Curriculum for KS2

Children are required to be able to spell words from the list of common exception words for their phase and all the phases below, and to be able to use their knowledge of spelling rules to add prefixes and suffixes to root words.

Under the Curriculum tab on our Home Page you will find a link to English, Maths, Reading and Spelling and further support in each of these areas.

Finally, there is a list of optional extras for those who want to do a bit more....

Optional extras...

Use the outdoors and build a den...

With an adult, go on a bike ride...

Design a new jersey for The Tour de France...

Learn more French Language – animals, food, greetings ...

What are the main tourist attractions in France? ...

What are the French traditions at Christmas? ...

Play Live Mathematics...

Learn as many times tables as you can ...

Add up numbers using column addition e.g. $543 + 367$...

Subtract numbers using column subtraction e.g. $765 - 328$...

Read and write numbers 3 digits, 4 digits, 5 digits, 6 digits....

Practice telling the time.... 12 hour and 24 hour times

Number bonds to 10 and 100...

How many days are there in each month?... Learn the rhyme...



Optional extras...

To keep your brains working over the holidays you could ...

- Recite your times tables forwards and backwards all the way up to 12×12
- Keep fit and healthy by skipping each day while reciting your multiples or times tables.
- Play Live Mathematics
- Learn to identify the continents of the world
- Build a den.
- Read and write numbers up to 1 million e.g. 564, 4321, 76 543, 342 211
- Tell the time both in analogue and digital, convert between 12 and 24hr time



- Recognise a variety of European flags
- http://www.toporopa.eu/en/flags_of_europe.html



- Cook a meal for your family
- How has the shape of Europe changed over time? Do old ~~show changes~~ boundaries and country names? Find out which events led to these changes.
- The term 'Europe' is often used to refer to the countries of the European Union. Find out more about the EU.
- Many European countries have traditional costumes. Research a costume from one European country, finding out the history of the costume, and when and why it is worn today.

Red Book Bag, library books and the Home

Learning Diary

- Red Book Bag should be **returned to school every week** with your **child's library books** ,any **Home Learning Tasks** they have completed and their **Home Learning Diary**.
- Every child throughout the school will be expected to bring in the Home Learning Diary so that class teachers can keep track of home learning and respond to any comments or queries you have.
- We ask parents to **sign** to say which activities have been completed each week and to make a note if **any difficulties were encountered** or if you have any queries.
- In **Years 5 and 6** the children are asked to keep their **own record** of what they have completed during the week.
- In **Year 3 and 4** **parents can write** in the Learning diaries to record what the children have completed, as time goes on you can encourage the children to record for themselves ready for Year 5 and 6.

**Thank you all for attending this
morning and supporting
home learning at
West Kirby Primary.**

The bottom of the slide features a stylized background illustration. It includes a green hillside, a blue sky with a few white clouds, and a blue body of water. In the foreground, there are silhouettes of a family (two adults and two children) walking along a path, and a person standing next to a large, dark, curved object that resembles a boat or a large piece of equipment. On the left side of the illustration, there is a dark grey rectangular box with a white border containing the school's name.

**WEST KIRBY
PRIMARY SCHOOL**